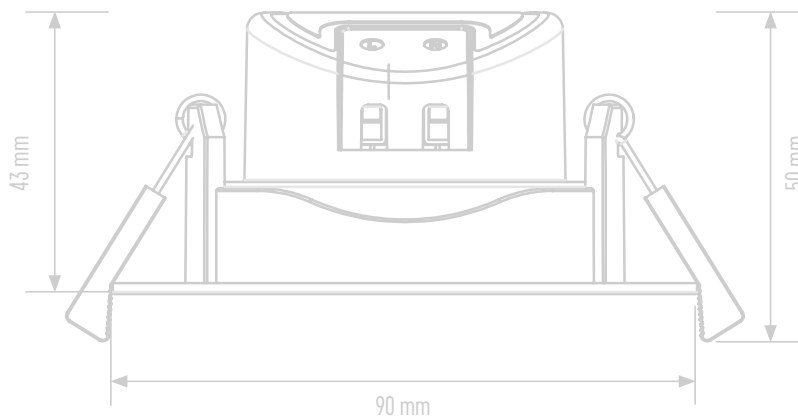


Lighting Catalogue 2020



135 mm



**Making
Life
Easy**

TABLE OF CONTENTS

LED FLOODLIGHTS..... 4

PROFI PLUS	6
PROFI	8
PROFI PIR	10
ILIO	12
ILIO PIR	13
TAMBO	14
TAMBO PIR	15
IDEO	16
IDEO PIR	17
ACCESSORIES FOR LED FLOODLIGHTS.....	18

LED WORK FLOODLIGHTS 21

LED FLOODLIGHTS 230 V	22
LED FLOODLIGHTS WITH ACCUMULATOR.....	23

LARGE LED PANELS 24

PROFI PLUS BACKLIT	26
PROFI PLUS HIGH CRI SERIES	27
PROFI PLUS WATERPROOF.....	28
PROFI PLUS	30
PROFI BACKLIT	33
PROFI	34
ACCESSORIES FOR LED PANELS	36

SMALL LED PANELS 38

PROFI	40
EXTENSIO	42
RECESSED	44
SURFACE-MOUNTED.....	48

SURFACE-MOUNTED LUMINAIRES 52

EXCLUSIVE	54
CORI	58
CORI SENSOR.....	59
TORI	60
DORI	61
WALL/CEILING	62

SPOTLIGHTS..... 64

EXCLUSIVE	66
CLASSIC	68

DOWNLIGHTS 72

PROFI PLUS	72
PROFI	73

INDUSTRIAL LUMINAIRES 74

HIGHBAYS.....	76
PROFI PLUS DUSTPROOF LUMINAIRES.....	78
PROFI DUSTPROOF LUMINAIRES	79
BASIC DUSTPROOF LUMINAIRES	80
FRAME AL ORIENTATION LUMINAIRES	81
FRAME BK ORIENTATION LUMINAIRES	82
DIRECTION AL ORIENTATION LUMINAIRES	83
DIRECTION BK ORIENTATION LUMINAIRES	85
CABINET LUMINAIRES.....	86
PIR SENSORS	88
PIR/MW SENSORS	90
LUMINAIRES FOR LED TUBES.....	91
PROFI PLUS LED TUBES.....	92
PROFI LED TUBES.....	93
BASIC LED TUBES.....	94

PENDANT LAMP HOLDERS 95

LIGHT BULBS 95

VINTAGE	95
LED FILAMENT	96
LED CLASSIC (HIGH CRI).....	97
LED CLASSIC	98
LED MINI.....	101
G9 (230V)/G4 (12V)	101
HIGH-OUTPUT LEDS	101
FRIDGE LIGHT BULB	101



EMOS CZ GROUP

CZECH REPUBLIC

Company Headquarters and Logistics Centre

EMOS spol. s r.o.
Lipnická 2844
750 02 Prerov
Czech Republic

e-mail: emos@emos.cz

www.emos.eu

phone: +420 581 261 111 – operator
phone: +420 581 261 270-272 – customer centre
phone: +420 581 261 239 – sales assistant
fax: +420 581 261 112, 179
GSM gate: +420 602 500 646



phone: +420 581 261 160, 290, 293 – depot
phone: +420 581 261 281 – complaints
fax: +420 581 261 135
GPS: 49.467587°N, 17.448671°E

The EMOS Holding Eurologistics centre, spanning an area of over 16 000 m², is part of EMOS's strategy of ensuring excellent and timely availability of a wide range of products in stock for our business partners.

Prague Office

EMOS spol. s r.o.
PB Park, Prumyslova 1306/7
102 00 Prague 10 – Hostivar, Czech Republic

www.emos.eu



Direct distributor for the Czech Republic, Slovakia, Hungary, Slovenia and Croatia.

EXPORT | Germany | Spain | Albania | Austria | Portugal | Sweden | Ukraine | France | Greece | Netherlands

Ladislav Novak
Export Manager
phone: +420 581 261 207
GSM: +420 724 597 640
e-mail: novak@emos.eu

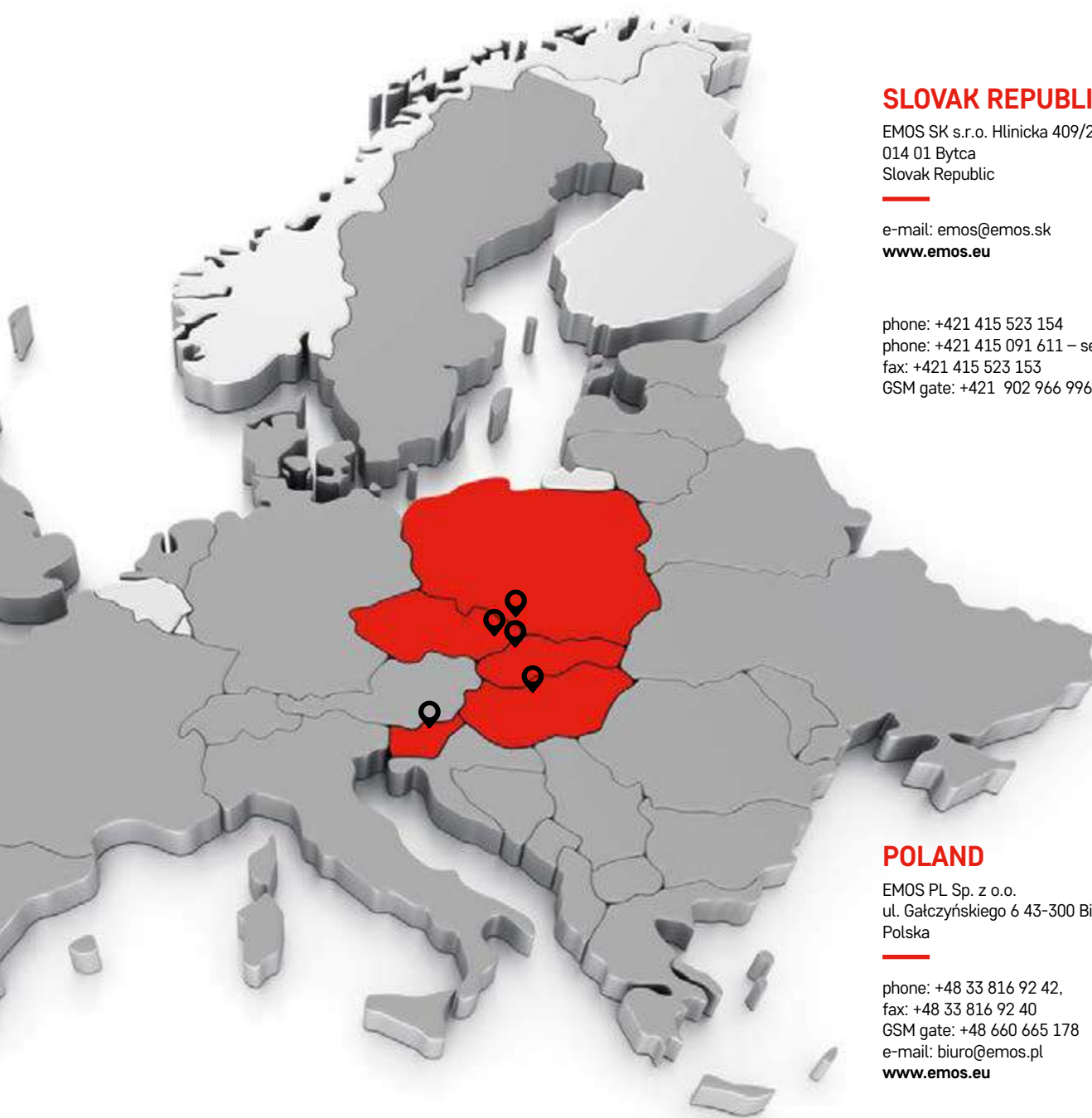
Andrea Balnerova
Export Sales Manager
phone: +420 581 261 127
GSM: +420 721 657 963
e-mail: balnerova@emos.cz

Latvia | Estonia | Lithuania | Belarus

Raman Sinevich
Country Manager
Baltic countries
GSM: +371 295 901 79
e-mail: sinevich@emos.eu

Romania | Bulgaria | Republic of Moldova

Cseh Szabolcs
Country Manager
Romania, Bulgaria,
Republic of Moldova
GSM: +40 745 536 783
e-mail: cseh@emos.eu

**SLOVAK REPUBLIC**

EMOS SK s.r.o. Hlinicka 409/22
014 01 Bytca
Slovak Republic

e-mail: emos@emos.sk
www.emos.eu

phone: +421 415 523 154
phone: +421 415 091 611 – secretariat
fax: +421 415 523 153
GSM gate: +421 902 966 996

POLAND

EMOS PL Sp. z o.o.
ul. Gałczyńskiego 6 43-300 Bielsko-Biała
Polska

phone: +48 33 816 92 42,
fax: +48 33 816 92 40
GSM gate: +48 660 665 178
e-mail: biuro@emos.pl
www.emos.eu

SLOVENIA | Croatia | Bosnia and Herzegovina | Serbia | Montenegro | North Macedonia

EMOS SI, d.o.o.
Rimska cesta 92,
33111 Šempeter v Savinjski dolini,
Slovenija

Sašo Marinšek
Managing Director EMOS SI, d.o.o.
GSM: +386 31 517 364
e-mail: marinsek@emos-si.si

phone: +386 8 205 17 20
fax: +386 8 205 17 22
e-mail: emos-si@emos-si.si
www.emos.eu

■ EMOS Group
■ Served Markets

Albania | Austria | Belarus | Bosnia and Herzegovina | Bulgaria | Croatia | Estonia | France | Germany
| Greece | Hungary | Italy | Latvia | Lithuania | Montenegro | Netherlands | North Macedonia | Poland | Portugal
| Republic of Moldova | Romania | Serbia | Slovakia | Slovenia | Spain | Sweden | Ukraine

HUNGARY

EMOS HU Kft.
Budaörs Office Park, A épület
2040 Budaörs, Szabadság út 117,
Magyarország

phone: + 36 23 42 80 24
fax: +36 23 41 42 99
e-mail: emos@emos.hu
www.emos.eu

**Making
Life
Easy**

LED FLOODLIGHTS

PROFI PLUS



ZS2410



ZS2420



ZS2430



ZS2450



ZS2460



ZS2470

.....see page 6-7

PROFI



ZS2610



ZS2620



ZS2630



ZS2640



ZS2650

.....see page 8-9

PROFI PIR



ZS2710



ZS2720



ZS2730



ZS2740

.....see page 10-11

ILIO



ZS2510



ZS2520



ZS2530



ZS2540

.....see page 12

ILIO PIR



ZS2910



ZS2920




ZS2930



ZS2940

.....see page 13

TAMBO



ZS2511 ZS2521 ZS2531 ZS2541

.....see page 14

TAMBO PIR



ZS2911 ZS2921 ZS2931 ZS2941

.....see page 15

IDEO



ZS2611 ZS2621 ZS2631 ZS2641

.....see page 16

IDEO PIR



ZS2711 ZS2721 ZS2731 ZS2741

.....see page 17

ACCESSORIES FOR LED FLOODLIGHTS



PLASTIC CABLE CONNECTOR
(I - connector, screw-on, 3×2.5 mm²)

ZS9010



PLASTIC CABLE CONNECTOR
(I - connector, screwless, 3×2.5 mm²)

ZS9020



PLASTIC CABLE CONNECTOR
(T - connector, screw-on, 3×2.5 mm²)

ZS9030



ZS9510

.....see page 18-19

PROFI PLUS

PROFI PLUS LED floodlights marry top-of-the-range parameters and modern appearance. The floodlights provide luminous efficacy of up to 133 lm/W, thanks to PHILIPS LUMILEDS LED chips. Their sturdy, well-made aluminium body can withstand even the most demanding conditions.

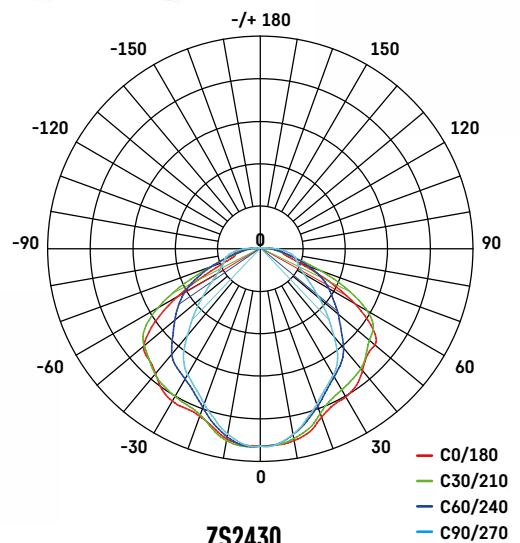
Main benefits:

- savings on operating costs up to 95 % as compared to halogen floodlights
- professional manufacturing for the most demanding conditions
- modern design

Areas of use: permanent illumination of indoor and outdoor areas.

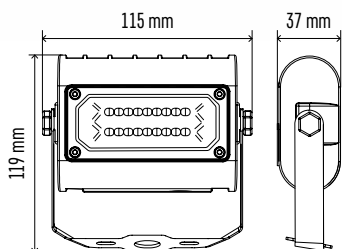


LDT
Photometric data available at www.emos.eu/LDT



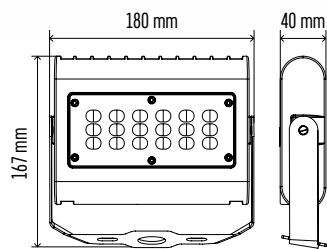
ZS2410

1/-/-/10



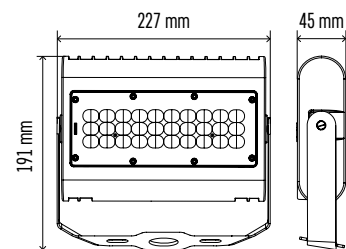
ZS2420

1/-/-/10




ZS2430

1/-/-/6



Type	EAN	Power	Luminous Flux	CCT	PF	Beam Angle	Luminous Efficacy	Flicker-Free	Dimmable	W / D / H
ZS2410	8592920025383	15 W	1 600 lm	4 000 K	> 0.9	120 × 90°	107 lm/W	no	no	115 × 37 × 119 mm
ZS2420	8592920025390	30 W	3 500 lm	4 000 K	> 0.9	120 × 90°	117 lm/W	no	no	180 × 40 × 167 mm
ZS2430	8592920025406	50 W	5 600 lm	4 000 K	> 0.9	120 × 90°	112 lm/W	no	no	227 × 45 × 191 mm



Lifetime (L80)	50 000 hours
CRI	> 80
Body material	aluminium
Diffuser material	plastic (PC)
IP rating	IP65
IK	IK10
Cable length	1 m

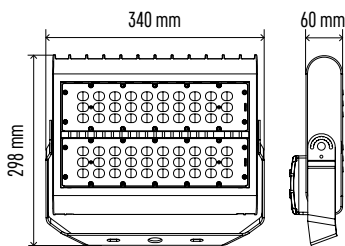


PHILIPS
LUMILEDS
INSIDE



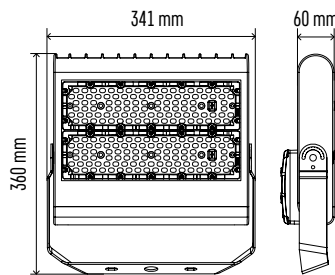
ZS2450

1/-/1



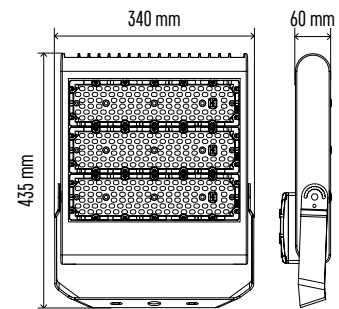
ZS2460

1/-/1



ZS2470

1/-/1



Type	EAN	Power	Luminous Flux	CCT	PF	Beam Angle	Luminous Efficacy	Flicker-Free	Dimmable	W / D / H
ZS2450	8592920025420	100 W	12 000 lm	4 000 K	> 0.9	120 × 90°	120 lm/W	no	yes	340 × 60 × 298 mm
ZS2460	8592920065051	150 W	20 000 lm	4 000 K	> 0.9	120 × 90°	133 lm/W	yes	yes	341 × 60 × 360 mm
ZS2470	8592920065068	230 W	30 000 lm	4 000 K	> 0.9	120 × 90°	130 lm/W	yes	yes	340 × 60 × 435 mm

PROFI

Luminous efficacy of up to 110 lm/W, combined with complete reliability and a very simple connection, make PROFi LED floodlights a bestseller for all assembly technicians and hobby users.

Main benefits:

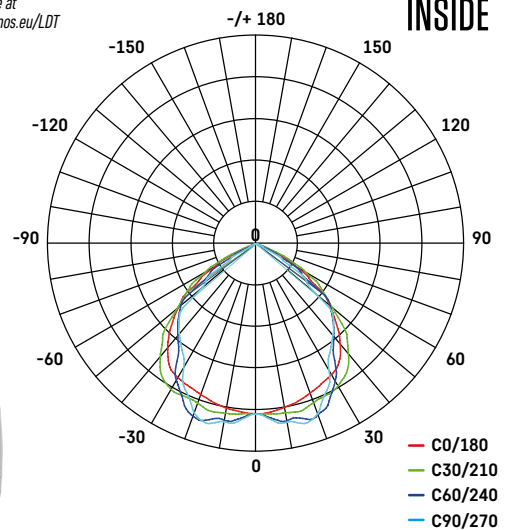

- savings on operating costs up to 95 % as compared to halogen floodlights
- professional manufacturing for the most demanding conditions
- simple connection of cable to terminal box

Areas of use: permanent illumination of indoor and outdoor areas.

Lifetime	40 000 hours
CRI	> 80
Body material	aluminium
Diffuser material	glass
IP rating	IP65
IK	IK08

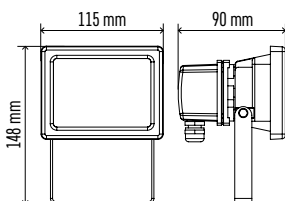


Photometric data available at www.emos.eu/LDT



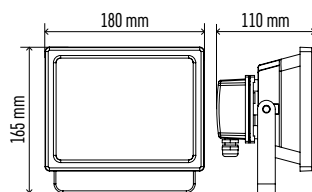
ZS2610

1/-/-/18



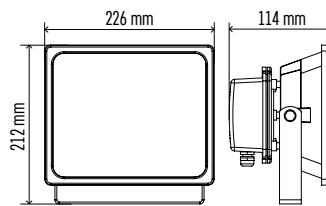
ZS2620

1/-/-/8



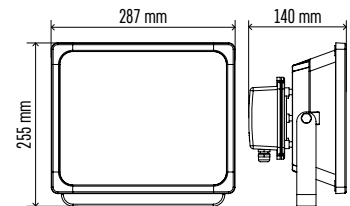
ZS2630

1/-/-/3




ZS2640

1/-/-/2




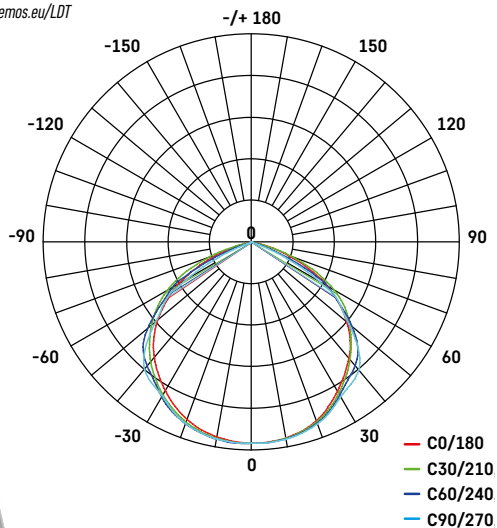
Type	EAN	Power	Luminous Flux	CCT	PF	Beam Angle	Luminous Efficacy	W / D / H
ZS2610	8592920026236	10 W	1 000 lm	4 000 K	> 0.5	120°	100 lm/W	115 × 90 × 148 mm
ZS2620	8592920026250	20 W	2 000 lm	4 000 K	> 0.9	120°	100 lm/W	180 × 110 × 165 mm
ZS2630	8592920026274	30 W	3 000 lm	4 000 K	> 0.9	120°	100 lm/W	226 × 114 × 212 mm
ZS2640	8592920026298	50 W	5 000 lm	4 000 K	> 0.9	120°	100 lm/W	287 × 140 × 255 mm



Lifetime	30 000 hours
CRI	> 80
Body material	aluminium
Diffuser material	glass
IP rating	IP65
IK	IK08
Cable length	20 cm

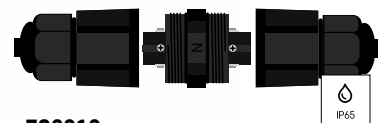
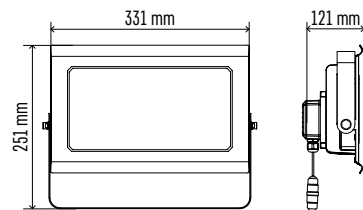


Photometric data available at www.emos.eu/LDT



ZS2650

1/-/-/1



ZS9010
QUICK CONNECTOR (INCLUDED)

Type	EAN	Power	Luminous Flux	CCT	PF	Beam Angle	Luminous Efficacy	W / D / H
ZS2650	8592920062326	100 W	11 000 lm	4 000 K	> 0.9	110°	110 lm/W	331 × 121 × 251 mm


PROFI PIR

Luminous efficacy of up to 100 lm/W, combined with complete reliability and a very simple connection, make PROFI LED floodlights a bestseller for all assembly technicians and hobby users. The floodlights are fitted with a motion sensor and allow the user to set the luminaire's daylight sensor and lighting duration after sensor activation.

Main benefits:

- savings on operating costs up to 95 % as compared to halogen floodlights
- professional manufacturing for the most demanding conditions
- simple connection of cable to terminal box

Areas of use: permanent illumination of indoor and outdoor areas.

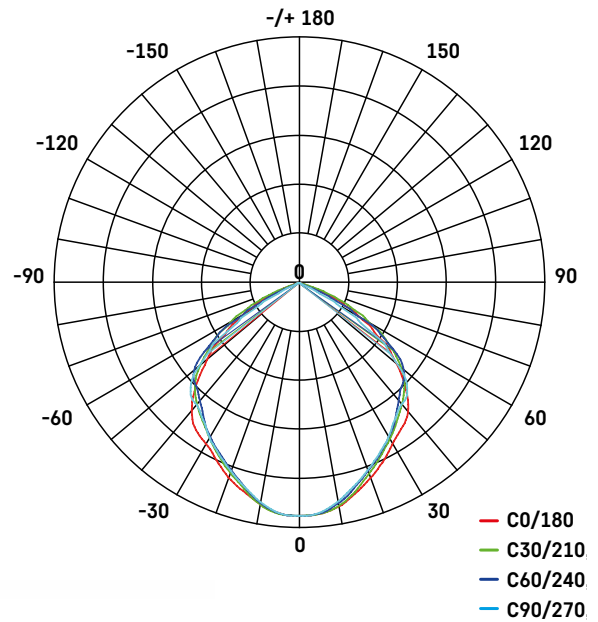




Lifetime	40 000 hours
CRI	> 80
Body material	aluminium
Diffuser material	glass
IP rating	IP44
IK	IK08

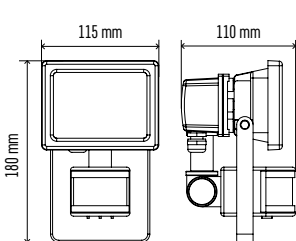


Photometric data
available at
www.emos.eu/LDT



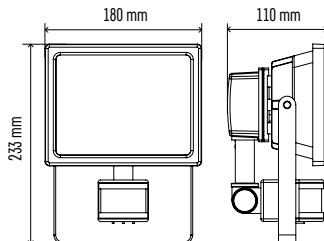
ZS2710

1/-/-/12



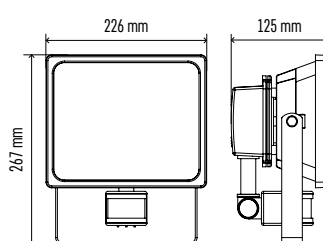
ZS2720

1/-/-/3



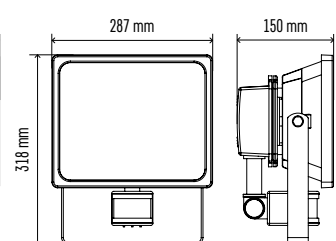
ZS2730

1/-/-/6



ZS2740

1/-/-/4



Type	EAN	Power	Luminous Flux	CCT	PF	Beam Angle	Luminous Efficacy	Detection Angle	Detection Range	Time Setting	W / D / H
ZS2710	8592920026311	10 W	1 000 lm	4 000 K	> 0.5	120°	100 lm/W	180°	12 m	min. 10 s ±5 s – max. 4 min ±1 min	115 × 110 × 180 mm
ZS2720	8592920026335	20 W	2 000 lm	4 000 K	> 0.9	120°	100 lm/W	180°	12 m	min. 10 s ±5 s – max. 4 min ±1 min	180 × 110 × 233 mm
ZS2730	8592920026359	30 W	3 000 lm	4 000 K	> 0.9	120°	100 lm/W	180°	12 m	min. 10 s ±5 s – max. 4 min ±1 min	226 × 125 × 267 mm
ZS2740	8592920026373	50 W	5 000 lm	4 000 K	> 0.9	120°	100 lm/W	180°	12 m	min. 10 s ±5 s – max. 4 min ±1 min	287 × 150 × 318 mm

ILIO

ILIO LED floodlights offer a unique design, with a milky PC diffuser that ensures perfectly symmetrical distribution of light.

Main benefits:

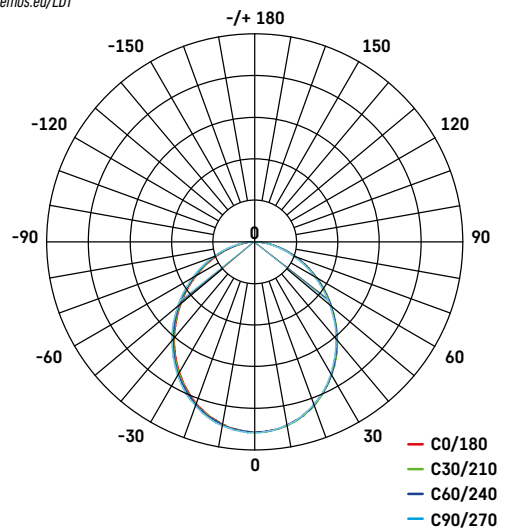
- savings on operating costs up to 90 % as compared to halogen floodlights
- IP65 rating ensures water resistance
- simple connection of cable to terminal box

Areas of use: facade lighting, lighting in private and public spaces, illumination of sales and exhibition stands.

Lifetime	25 000 hours
CRI	> 80
Body material	aluminium
Diffuser material	plastic (PC)
IP rating	IP65
IK	IK08

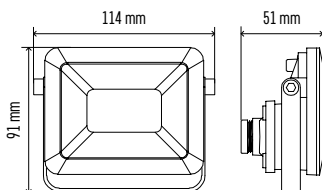


Photometric data available at www.emos.eu/LDT



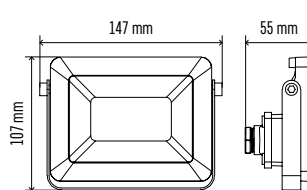
ZS2510

1/-/-/20



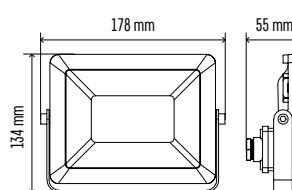
ZS2520

1/-/-/20



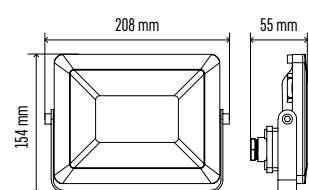
ZS2530

1/-/-/12



ZS2540

1/-/-/10



Type	EAN	Power	Luminous Flux	CCT	PF	Beam Angle	W / D / H
ZS2510	8592920081495	10 W	800 lm	4 000 K	> 0.9	120°	114 × 51 × 91 mm
ZS2520	8592920081518	20 W	1 600 lm	4 000 K	> 0.9	120°	147 × 55 × 107 mm
ZS2530	8592920081532	30 W	2 400 lm	4 000 K	> 0.9	120°	178 × 55 × 134 mm
ZS2540	8592920081556	50 W	4 000 lm	4 000 K	> 0.9	120°	208 × 55 × 154 mm

ILIO PIR

ILIO PIR floodlights are fitted with a motion sensor and allow the user to set the luminaire's daylight sensor and lighting duration after sensor activation.

Main benefits:

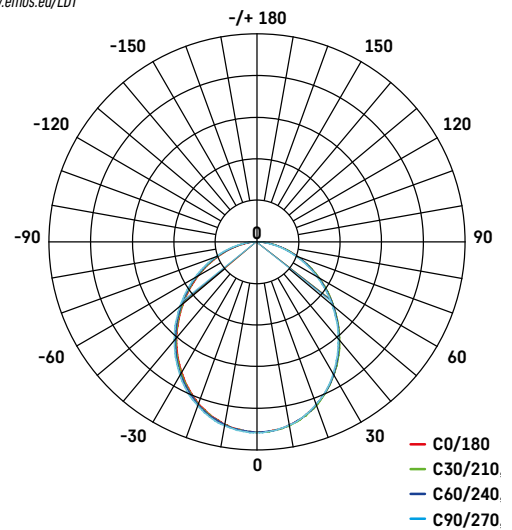
- savings on operating costs up to 90 % as compared to halogen floodlights
- IP44 rating ensures water resistance
- simple connection of cable to terminal box

Areas of use: illumination of private and commercial spaces.

Lifetime	25 000 hours
CRI	> 80
Body material	aluminium
Diffuser material	plastic (PC)
IP rating	IP44
IK	IK06

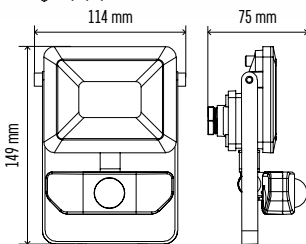


Photometric data available at www.emos.eu/LDT



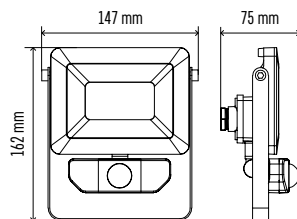
ZS2910

1/-/-18
114 mm



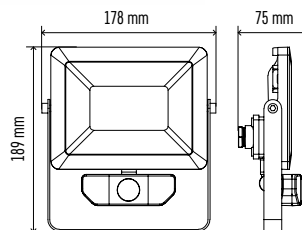
ZS2920

1/-/-12



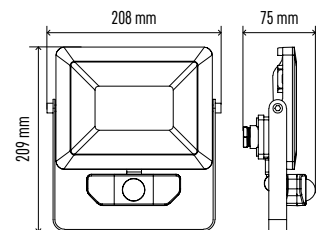
ZS2930

1/-/-10



ZS2940

1/-/-5



Type	EAN	Power	Luminous Flux	CCT	PF	Beam Angle	Detection Angle	Detection Range	Time Setting	W / D / H
ZS2910	8592920081570	10 W	800 lm	4 000 K	> 0.9	120°	120°	10 m	min. 10 s ±5 s – max. 10 min ±1 min	114 × 75 × 149 mm
ZS2920	8592920081792	20 W	1 600 lm	4 000 K	> 0.9	120°	120°	10 m	min. 10 s ±5 s – max. 10 min ±1 min	147 × 75 × 162 mm
ZS2930	8592920081594	30 W	2 400 lm	4 000 K	> 0.9	120°	120°	10 m	min. 10 s ±5 s – max. 10 min ±1 min	178 × 75 × 189 mm
ZS2940	8592920081617	50 W	4 000 lm	4 000 K	> 0.9	120°	120°	10 m	min. 10 s ±5 s – max. 10 min ±1 min	208 × 75 × 209 mm

TAMBO

TAMBO LED floodlights, in ultra-thin design, are made of aluminium with a milky PC diffuser to ensure visual comfort.

Main benefits:

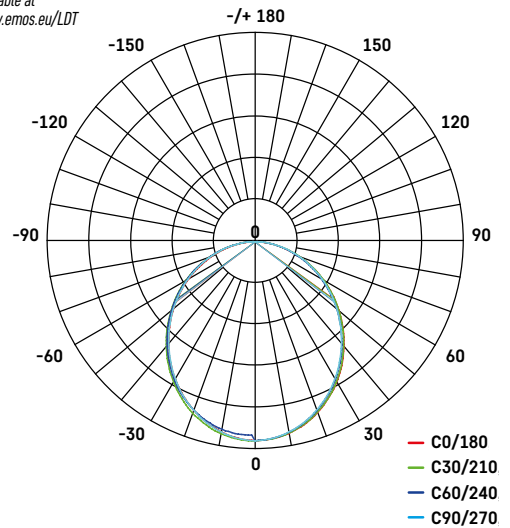
- savings on operating costs up to 90 % as compared to halogen floodlights
- IP65 rating ensures water resistance
- ultra-thin design

Areas of use: undemanding applications in commercial and private spaces and their surroundings.

Lifetime	25 000 hours
CRI	> 80
Body material	aluminium
Diffuser material	plastic (PC)
IP rating	IP65
IK	IK08
Cable length	30 cm

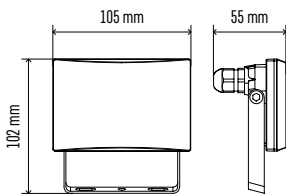


Photometric data available at www.emos.eu/LDT



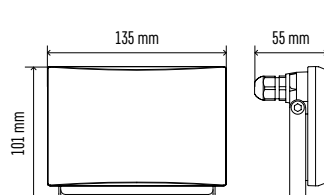
ZS2511

1/-/-/14



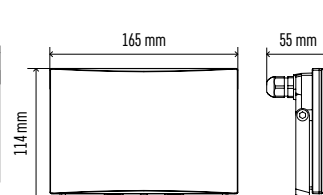
ZS2521

1/-/-/12



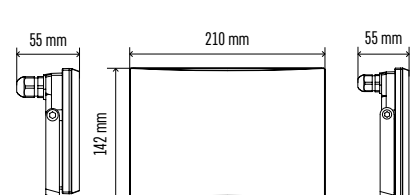
ZS2531

1/-/-/10



ZS2541

1/-/-/10



Type	EAN	Power	Luminous Flux	CCT	PF	Beam Angle	W / D / H
ZS2511	8592920081631	10 W	800 lm	4 000 K	> 0.9	120°	105 × 55 × 102 mm
ZS2521	8592920081655	20 W	1 600 lm	4 000 K	> 0.9	120°	135 × 55 × 101 mm
ZS2531	8592920081679	30 W	2 400 lm	4 000 K	> 0.9	120°	165 × 55 × 114 mm
ZS2541	8592920081693	50 W	4 000 lm	4 000 K	> 0.9	120°	210 × 55 × 142 mm

TAMBO PIR

TAMBO PIR floodlights are fitted with a motion sensor and allow the user to set the luminaire's daylight sensor and lighting duration after sensor activation.

Main benefits:

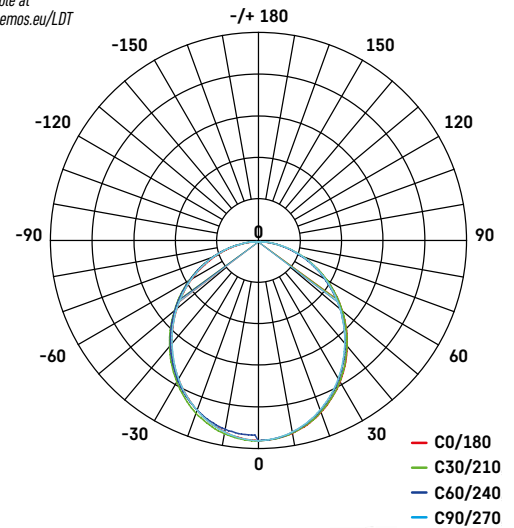
- savings on operating costs up to 90 % as compared to halogen floodlights
- IP54 rating ensures water resistance
- ultra-thin design

Areas of use: undemanding applications in commercial and private spaces and their surroundings.

Lifetime	25 000 hours
CRI	> 80
Body material	aluminium
Diffuser material	plastic (PC)
IP rating	IP54
IK	IK06
Cable length	30 cm

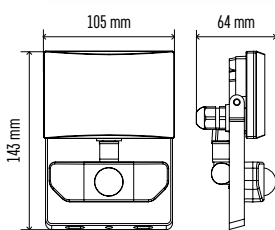


Photometric data available at www.emos.eu/LDT



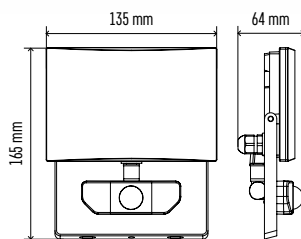
ZS2911

1/-/-/14



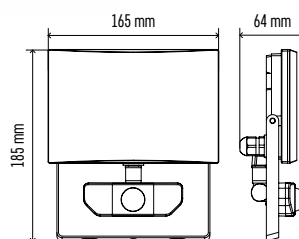
ZS2921

1/-/-/12



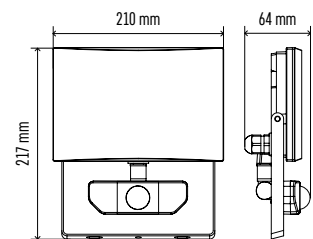
ZS2931

1/-/-/10



ZS2941

1/-/-/7



Type	EAN	Power	Luminous Flux	CCT	PF	Beam Angle	Detection Angle	Detection Range	Time Setting	W / D / H
ZS2911	8592920081716	10 W	800 lm	4 000 K	> 0.9	120°	120°	10 m	min. 10 s ±5 s - max. 10 min ±1 min	105 × 64 × 143 mm
ZS2921	8592920081730	20 W	1 600 lm	4 000 K	> 0.9	120°	120°	10 m	min. 10 s ±5 s - max. 10 min ±1 min	135 × 64 × 165 mm
ZS2931	8592920081754	30 W	2 400 lm	4 000 K	> 0.9	120°	120°	10 m	min. 10 s ±5 s - max. 10 min ±1 min	165 × 64 × 185 mm
ZS2941	8592920081778	50 W	4 000 lm	4 000 K	> 0.9	120°	120°	10 m	min. 10 s ±5 s - max. 10 min ±1 min	210 × 64 × 217 mm

IDEO

IDEO LED floodlights offer a modern design and simple connection of cable to terminal box. The glass microprismatic diffuser ensures perfectly symmetrical distribution of light across the lit space.

Main benefits:

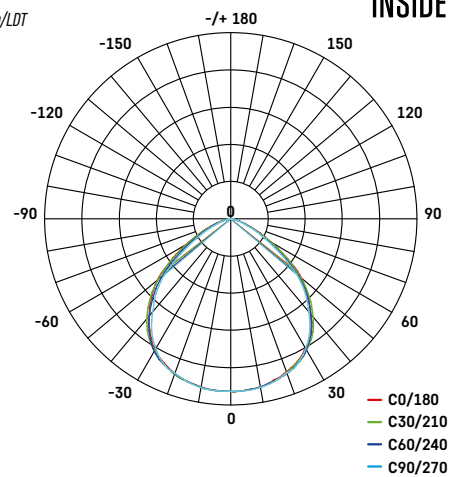
- savings on operating costs up to 90 % as compared to halogen floodlights
- IP65 rating ensures water resistance
- simple installation onto a wall without the need for further disassembly

Areas of use: facade lighting, illumination in private and public spaces, illumination of sales and exhibition stands.

Lifetime	25 000 hours
CRI	> 80
Body material	aluminium
Diffuser material	glass
IP rating	IP65
IK	IK08

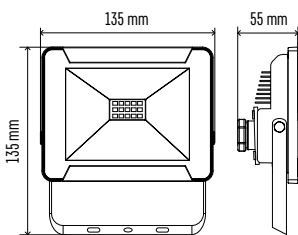


Photometric data available at www.emos.eu/LDT



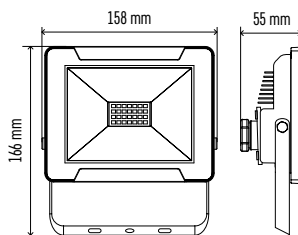
ZS2611

1/-/-/12



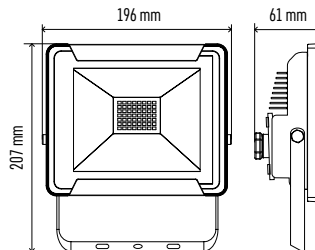
ZS2621

1/-/-/12



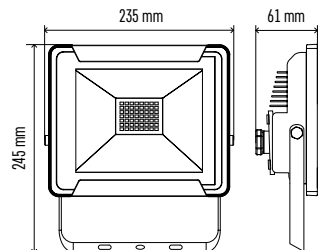
ZS2631

1/-/-/6



ZS2641

1/-/-/6



Type	EAN	Power	Luminous Flux	CCT	PF	Beam Angle	W / D / H
ZS2611	8592920039861	10 W	800 lm	4 000 K	> 0.5	120°	135 × 55 × 135 mm
ZS2621	8592920039885	20 W	1 600 lm	4 000 K	> 0.5	120°	158 × 55 × 166 mm
ZS2631	8592920039908	30 W	2 400 lm	4 000 K	> 0.9	120°	196 × 61 × 207 mm
ZS2641	8592920039922	50 W	4 000 lm	4 000 K	> 0.9	120°	235 × 61 × 245 mm

IDEO PIR

IDEO PIR LED floodlights offer an attractive design and simple connection of cable to terminal box. The glass microprismatic diffuser ensures perfectly symmetrical distribution of light across the lit space. The floodlights are fitted with a motion sensor and allow the user to set the luminaire's daylight sensor and lighting duration after sensor activation.

Main benefits:

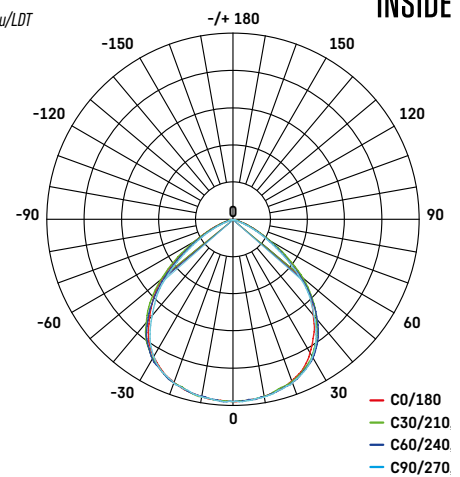
- savings on operating costs up to 90 % as compared to halogen floodlights
- IP54 rating ensures water resistance
- simple installation onto a wall without the need for further disassembly

Areas of use: illumination of private and commercial spaces.

Lifetime	25 000 hours
CRI	> 80
Body material	aluminium
Diffuser material	glass
IP rating	IP54
IK	IK08

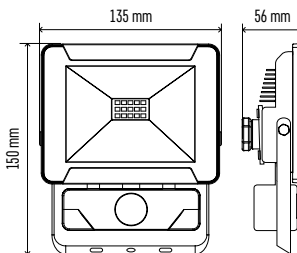


Photometric data available at www.emos.eu/LDT



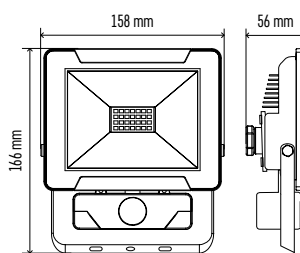
ZS2711

1/-/-/10



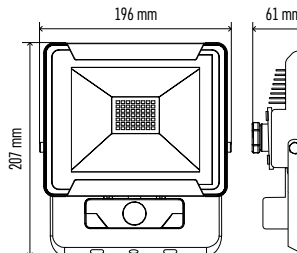
ZS2721

1/-/-/12



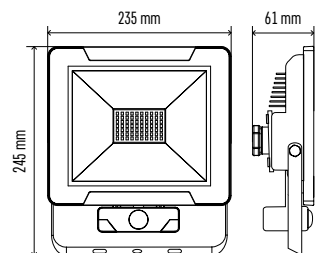
ZS2731

1/-/-/6




ZS2741

1/-/-/6



Type	EAN	Power	Luminous Flux	CCT	PF	Beam Angle	Detection Angle	Detection Range	Time Setting	W / D / H
ZS2711	8592920039946	10 W	800 lm	4 000 K	> 0.5	120°	120°	10 m	min. 10 s ±5 s - max. 10 min ±1 min	135 × 56 × 150 mm
ZS2721	8592920039960	20 W	1 600 lm	4 000 K	> 0.5	120°	120°	10 m	min. 10 s ±5 s - max. 10 min ±1 min	158 × 56 × 166 mm
ZS2731	8592920039984	30 W	2 400 lm	4 000 K	> 0.9	120°	120°	10 m	min. 10 s ±5 s - max. 10 min ±1 min	196 × 61 × 207 mm
ZS2741	8592920040003	50 W	4 000 lm	4 000 K	> 0.9	120°	120°	10 m	min. 10 s ±5 s - max. 10 min ±1 min	235 × 61 × 245 mm



ACCESSORIES FOR LED FLOODLIGHTS



PLASTIC CABLE CONNECTOR
(I – connector, screw-on, 3× 2.5 mm²)

ZS9010

📦 1/-/10/120



PLASTIC CABLE CONNECTOR
(I – connector, screwless, 3× 2.5 mm²)

ZS9020

📦 1/-/10/120



PLASTIC CABLE CONNECTOR
(T – connector, screw-on, 3× 2.5 mm²)

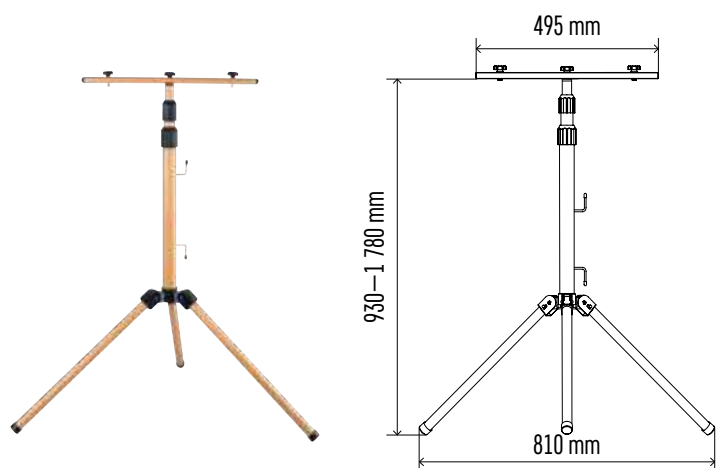
ZS9030

📦 1/-/10/120



ZS9510

1/-/14



LED WORK FLOODLIGHTS

LED FLOODLIGHTS 230 V



ZS2221.2

ZS2231.2

..... see page 21



ZS3321

ZS3331

ZS3341

..... see page 22

LED FLOODLIGHTS WITH ACCUMULATOR



ZS2811

ZS2821

S2831

..... see page 23

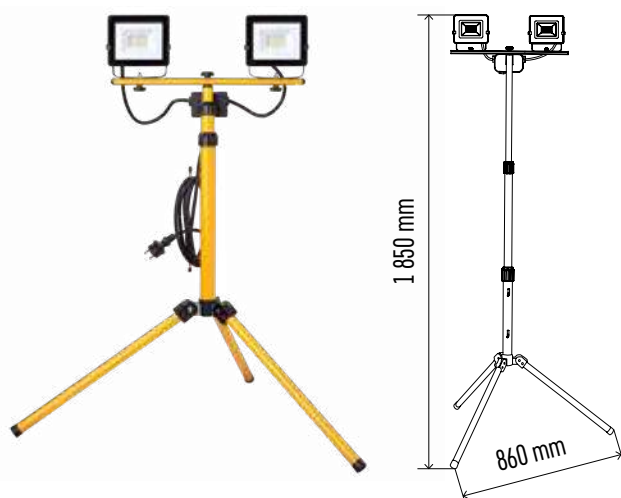


LED WORK FLOODLIGHTS

Areas of use: illumination of the workspace during construction, around the house, in the garage, workshop or car repair centre.

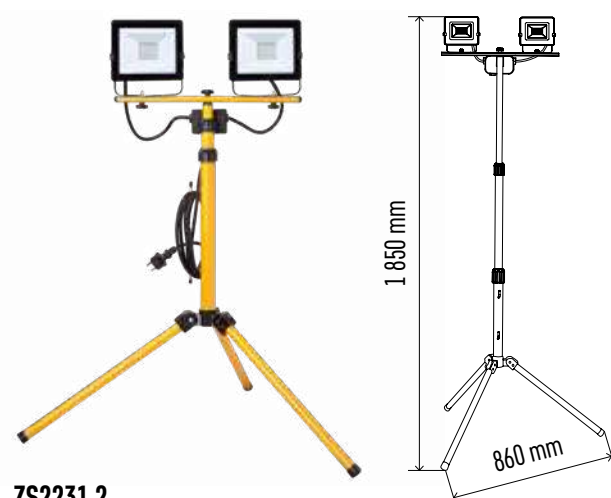
Lifetime	25 000 hours
CRI	> 80
Body material	aluminium
Diffuser material	glass
IP rating	IP65
IK	IK08
Cable length	3 m

A⁺



ZS2221.2

1/-/-2



ZS2231.2

1/-/-2



Type	EAN	Power	Luminous Flux	CCT	PF	W/D/H
ZS2221.2	8592920067543	2× 20 W	2× 1 600 lm	4 000 K	> 0.5	1 850 × 860 mm
ZS2231.2	8592920067567	2× 30 W	2× 2 400 lm	4 000 K	> 0.5	1 850 × 860 mm

LED FLOODLIGHTS

230 V

Portable mains-powered LED work floodlights for use in indoor and outdoor areas. Their sturdy construction makes them suitable for work in demanding conditions. Impact- and water-resistant.

Main benefits:

- comfortably portable
- IP65 rating ensures water resistance
- 120° lighting angle

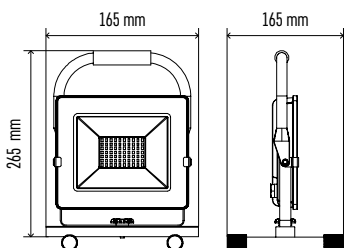
Areas of use: illumination of the workspace during construction, around the house, in the garage, workshop or car repair centre.

Lifetime	25 000 hours
CRI	> 80
Body material	aluminium
Diffuser material	glass
IP rating	IP65
Cable length	1.5 m



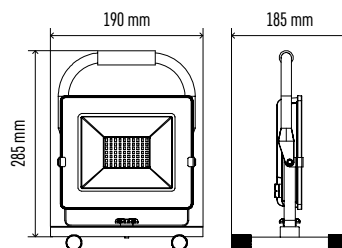
ZS3321

1/-/-/6



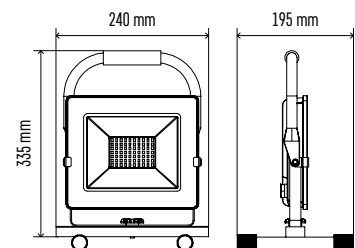
ZS3331

1/-/-/4



ZS3341

1/-/-/4



Type	EAN	Power	Luminous Flux	CCT	PF	W / D / H
ZS3321	8592920062470	20 W	1 600 lm	4 000 K	> 0.5	165 × 165 × 265 mm
ZS3331	8592920062494	30 W	2 400 lm	4 000 K	> 0.9	190 × 185 × 285 mm
ZS3341	8592920062517	50 W	4 000 lm	4 000 K	> 0.9	240 × 195 × 335 mm

LED FLOODLIGHTS WITH ACCUMULATOR

LED work floodlights with an accumulator offer maximum variability in workspace lighting in places where mains power is unavailable. Their sturdy construction makes them suitable for work in demanding conditions. Impact- and water-resistant.

Main benefits:

- no need for a nearby power socket
- IP54 rating ensures water resistance
- 120° lighting angle

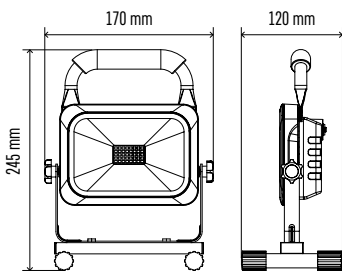
Areas of use: illumination of the workspace during construction, around the house, in the garage, workshop or car repair centre.

Lifetime	40 000 hours
CRI	> 80
Body material	aluminium
Diffuser material	glass
IP rating	IP54
IK	IK08



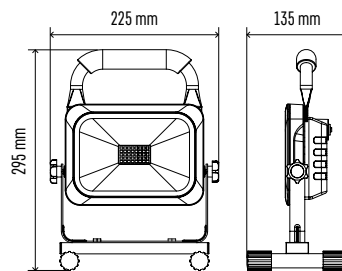
ZS2811

☐ 1/-/-/8



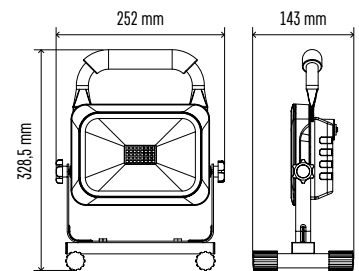
ZS2821

☐ 1/-/-/3



ZS2831

☐ 1/-/-/3




Type	EAN	Power	Luminous Flux	CCT	Flicker-Free	Dimmable	Accumulator	Accumulator Runtime	W / D / H
ZS2811	8592920057636	10 W	800 lm	6 500 K	yes	yes	Li-Ion 2 200 mAh	2.5-10 hours	170 × 120 × 245 mm
ZS2821	8592920057650	20 W	1 600 lm	6 500 K	yes	yes	Li-Ion 4 400 mAh	2.5-10 hours	225 × 135 × 295 mm
ZS2831	8592920057674	30 W	2 400 lm	6 500 K	yes	yes	Li-Ion 4 400 mAh	2.5-10 hours	252 × 143 × 328.5 mm

LARGE LED PANELS

PROFI PLUS BACKLIT



PROFI PLUS HIGH CRI SERIES



PROFI PLUS WATERPROOF




PROFI PLUS



PROFI BACKLIT



PROFI



ZR5422



ZR5421



ZR5412



ZR8412

.....see page 34–35

ACCESSORIES FOR LED PANELS



4 SPRINGS
for 600 × 600 mm panel
(300 mm)

ZR9001



6 SPRINGS
for 1 200 × 300 mm panel
(300 mm)

ZR9002



4 HOOKS
for 600 × 600 mm panel
(300 mm)

ZR9010



6 HOOKS
for 1 200 × 300 mm panel

ZR9011



**4 CORDS FOR PENDANT
INSTALLATION**
LENGTH 5–145 cm
for 600 × 600 mm panel (300 mm)

ZR9020

.....see page 36



**6 CORDS FOR PENDANT
INSTALLATION**
LENGTH 5–145 CM
for 1 200 × 300 mm panel

ZR9021



FRAME
for 600 × 600 mm panel
screwless

ZR9034



FRAME
for 300 × 1 200 mm panel
screwless

ZR9035



**EMERGENCY
MODULE 1H**

ZR9310



**MULTIFUNCTIONAL
EXTERNAL DRIVER**
for LED panels

ZR9080

.....see page 36



EAGLERISE
model EBP040C0700SSLD8
40 W, 700 mA DC

ZZ4070D



EAGLERISE
model FLS-40-1050-DALI-LA
40 W, 1 050 mA DC

ZZ409BD



TRIAC DIMMABLE DRIVER
Eaglerise EIP012C0300LSD1L
12 W, 300 mA DC

ZZ1230T



TRIAC DIMMABLE DRIVER
Eaglerise EIP020C0450LSD1L
18 W, 450 mA DC

ZZ2045T



TRIAC DIMMABLE DRIVER
Eaglerise EIP030C0600LSD1L
30 W, 600 mA DC

ZZ3060T

.....see page 37

PROFI PLUS BACKLIT

Modern energy-saving luminaires PROFI PLUS BACKLIT make use of backlit technology. They offer a more even distribution of light and higher luminous efficacy compared to conventional edge-lit panels.

Main benefits:

- high efficacy and even distribution of light
- outstanding performance and lighting quality – CRI > 80
- pleasantly diffused light

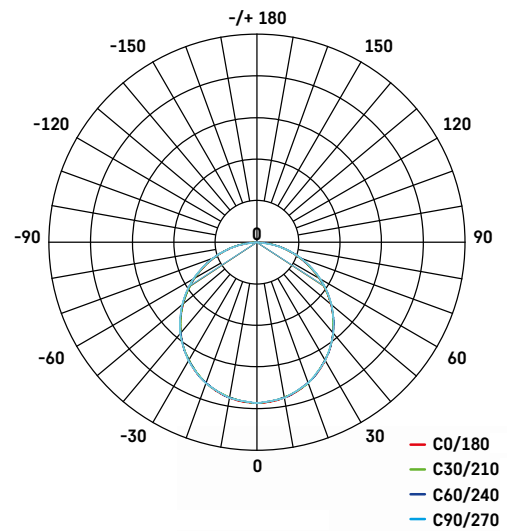

Areas of use: offices, classrooms and indoor areas.



Lifetime (L80)	50 000 hours
CRI	> 80
Body material	steel plate
Diffuser material	plastic (PS)
IP rating	IP20
Dimensions	595 × 595 mm

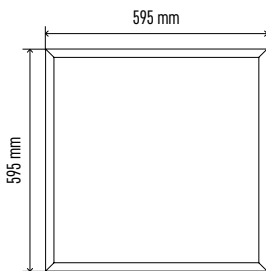


Photometric data available at www.emos.eu/LDT



ZR1622

1/-/-/1



ZR1622D BACKLIT UGR DALI

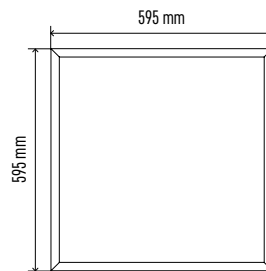
1/-/-/1 ... see page 37

ZR1622E BACKLIT UGR EMERGENCY

1/-/-/1 ... see page 36

ZR1612

1/-/-/1



ZR1612D BACKLIT DALI

1/-/-/1 ... see page 37

ZR1612E BACKLIT EMERGENCY

1/-/-/1 ... see page 36

Type	EAN	Power	Luminous Flux	Equivalent Power	CCT	PF	Diffuser Type	Luminous Efficacy	UGR <	Flicker-Free	W / D / H
ZR1622	8592920085523	34 W	3 900 lm	4 × 18 W CFL	4 000 K	> 0.9	microprismatic	115 lm/W	19	yes	595 × 30 × 595 mm
ZR1612	8592920085530	34 W	4 080 lm	4 × 18 W CFL	4 000 K	> 0.9	microprismatic	120 lm/W	22	yes	595 × 30 × 595 mm
ZR1622D	8592920085271	34 W	3 900 lm	4 × 18 W CFL	4 000 K	> 0.9	microprismatic	115 lm/W	19	yes	595 × 30 × 595 mm
ZR1612D	8592920085288	34 W	4 080 lm	4 × 18 W CFL	4 000 K	> 0.9	microprismatic	120 lm/W	22	yes	595 × 30 × 595 mm
ZR1622E	8592920085295	34 W	3 900 lm	4 × 18 W CFL	4 000 K	> 0.9	microprismatic	115 lm/W	19	yes	595 × 30 × 595 mm
ZR1612E	8592920085301	34 W	4 080 lm	4 × 18 W CFL	4 000 K	> 0.9	microprismatic	120 lm/W	22	yes	595 × 30 × 595 mm

PROFI PLUS HIGH CRI SERIES

The PROFI PLUS HIGH CRI SERIES is the latest in professional lighting. Their top-of-the-range light quality makes them ideal for lighting spaces that require precise colour rendition.

Main benefits:

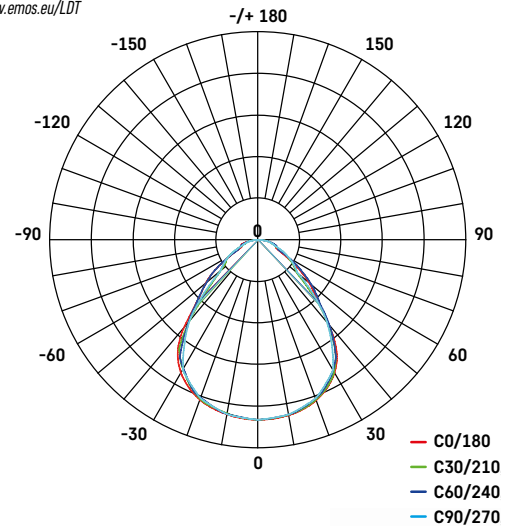

- outstanding lighting quality – CRI > 95
- UGR (unified glare rating) < 19
- LGP (light guide plate) is resistant to yellowing due to UV radiation

Areas of use: offices, classrooms and indoor areas.

Lifetime (L80)	40 000 hours
CRI	> 95
Body material	aluminium
Diffuser material	plastic (PC)
LGP material	PMMA
IP rating	IP20
Dimensions	595 × 595 mm

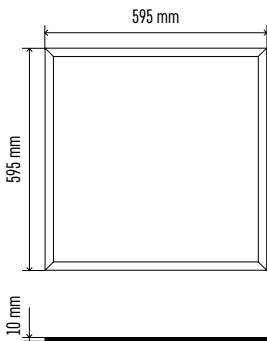


Photometric data available at www.emos.eu/LDT



ZR1433

1/-/-/5



ZR1433D UGR CRI>95 DALI

1/-/-/1 ... see page 37

ZR1433E UGR CRI>95 EMERGENCY

1/-/-/1 ... see page 36

Type	EAN	Power	Luminous Flux	Equivalent Power	CCT	PF	Diffuser Type	Luminous Efficacy	UGR <	Flicker-Free	W / D / H
ZR1433	8592920083291	40 W	3 600 lm	2× 18 W CFL	4 000 K	> 0.9	microprismatic	100 lm/W	19	yes	595 × 10 × 595 mm
ZR1433D	8592920085219	40 W	3 600 lm	4× 18 W CFL	4 000 K	> 0.9	microprismatic	100 lm/W	19	yes	595 × 10 × 595 mm
ZR1433E	8592920085226	40 W	3 600 lm	4× 18 W CFL	4 000 K	> 0.9	microprismatic	100 lm/W	19	yes	595 × 10 × 595 mm

PROFI PLUS WATERPROOF

PROFI PLUS WATERPROOF square, energy-saving luminaires are designed for professional lighting of indoor spaces where higher water resistance is required.

Main benefits:

- IP65 and IP44 enclosures ensure water resistance
- UGR (unified glare rating) < 19
- LGP (light guide plate) is resistant to yellowing due to UV radiation


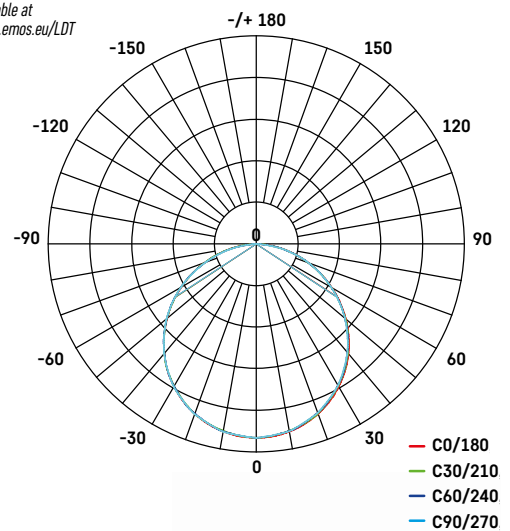
Areas of use: offices, classrooms and indoor areas.



Lifetime (L80)	40 000 hours
CRI	> 80
Body material	aluminium
Diffuser material	plastic (PC)
LGP material	PMMA
IP rating	IP65 IP20/IP44
Dimensions	595 × 595 mm

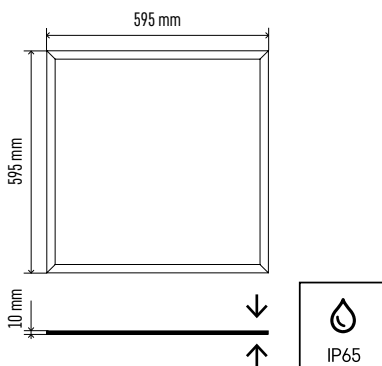


Photometric data available at www.emos.eu/LDT



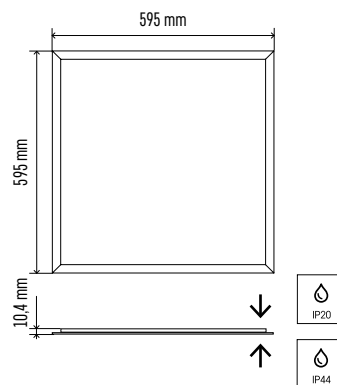
ZR1532

1/-/-/4



ZR1512

1/-/-/5



ZR1512D DALI

1/-/-/1 ... see page 37

ZR1512E EMERGENCY

1/-/-/1 ... see page 36

Type	EAN	Power	Luminous Flux	Equivalent Power	CCT	PF	Diffuser Type	Luminous Efficacy	UGR <	Flicker-Free	W / D / H
ZR1532	8592920067826	48 W	5 100 lm	4 × 18 W CFL	4 000 K	> 0.9	milky	106 lm/W	22	yes	595 × 10 × 595 mm
ZR1512	8592920076767	40 W	4 240 lm	4 × 18 W CFL	4 000 K	> 0.9	milky	106 lm/W	22	yes	595 × 10.4 × 595 mm
ZR1512D	8592920085196	40 W	4 240 lm	4 × 18 W CFL	4 000 K	> 0.9	milky	106 lm/W	22	yes	595 × 10.4 × 595 mm
ZR1512E	8592920085202	40 W	4 240 lm	4 × 18 W CFL	4 000 K	> 0.9	milky	106 lm/W	22	yes	595 × 10.4 × 595 mm

PROFI PLUS WATERPROOF

PROFI PLUS WATERPROOF rectangular, energy-saving luminaires are designed for professional lighting of indoor spaces where higher water resistance is required.

Main benefits:

- IP65 and IP20/IP44 enclosures ensure water resistance
- UGR (unified glare rating) < 19
- LGP (light guide plate) is resistant to yellowing due to UV radiation

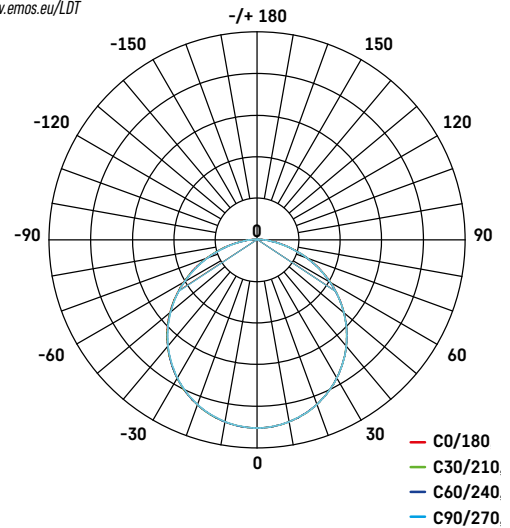
Areas of use: offices, classrooms and indoor areas.



Lifetime (L80)	40 000 hours
CRI	> 80
Body material	aluminium
Diffuser material	plastic (PC)
LGP material	PMMA
IP rating	IP65
Dimensions	1 195 × 295 mm


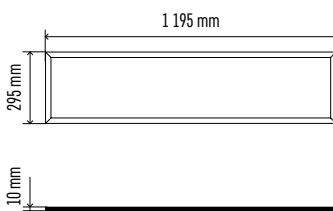


Photometric data available at www.emos.eu/LDT



ZR3532

1/-/-/4



Type	EAN	Power	Luminous Flux	Equivalent Power	CCT	PF	Diffuser Type	Luminous Efficacy	UGR <	Flicker-Free	W / D / H
ZR3532	8592920067840	48 W	5 400 lm	2 × 36 W CFL	4 000 K	> 0.9	milky	113 lm/W	22	yes	1 195 × 10 × 295 mm

PROFI PLUS

Square luminaires from the PROFI PLUS series are an efficient option for lighting indoor spaces.

Main benefits:

- high efficiency and energy savings
- UGR (unified glare rating) < 19
- LGP (light guide plate) is resistant to yellowing due to UV radiation

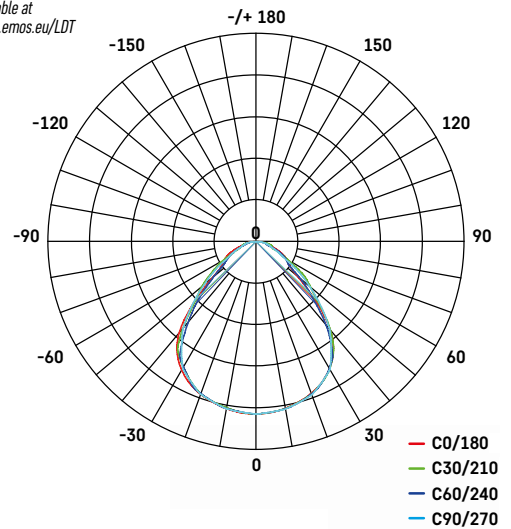
Areas of use: offices, classrooms and indoor areas.



Lifetime (L80)	40 000 hours
CRI	> 80
Body material	aluminium
Diffuser material	plastic (PC)
LGP material	PMMA
IP rating	IP20
Dimensions	595 × 595 mm

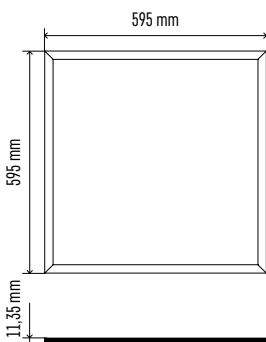


Photometric data available at www.emos.eu/LDT



ZR1422

1/-/-/4



ZR1422D UGR DALI

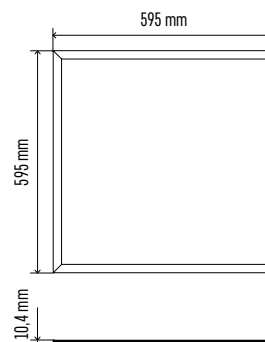
1/-/-/1 ... see page 37

ZR1422E UGR EMERGENCY

1/-/-/1 ... see page 36

ZR1412

1/-/-/4



ZR1412D DALI

1/-/-/1 ... see page 37

ZR1412E EMERGENCY

1/-/-/1 ... see page 36

Type	EAN	Power	Luminous Flux	Equivalent Power	CCT	PF	Diffuser Type	Luminous Efficacy	UGR <	Flicker-Free	W / D / H
ZR1422	8592920034071	40 W	4 000 lm	4 × 18 W CFL	4 000 K	> 0.9	microprismatic	100 lm/W	19	yes	595 × 11.35 × 595 mm
ZR1412	8592920034057	40 W	4 240 lm	4 × 18 W CFL	4 000 K	> 0.9	milky	106 lm/W	22	yes	595 × 10.4 × 595 mm
ZR1422D	8592920085233	40 W	4 000 lm	4 × 18 W CFL	4 000 K	> 0.9	microprismatic	100 lm/W	19	yes	595 × 11.35 × 595 mm
ZR1412D	8592920085240	40 W	4 240 lm	4 × 18 W CFL	4 000 K	> 0.9	milky	106 lm/W	22	yes	595 × 10.4 × 595 mm
ZR1422E	8592920085257	40 W	4 000 lm	4 × 18 W CFL	4 000 K	> 0.9	microprismatic	100 lm/W	19	yes	595 × 11.35 × 595 mm
ZR1412E	8592920085264	40 W	4 240 lm	4 × 18 W CFL	4 000 K	> 0.9	milky	106 lm/W	22	yes	595 × 10.4 × 595 mm

PROFI PLUS

Rectangular luminaires from the PROFI PLUS series are the ideal option for lighting indoor spaces.

Main benefits:

- high efficiency and energy savings
- UGR (unified glare rating) < 19
- LGP (light guide plate) is resistant to yellowing due to UV radiation

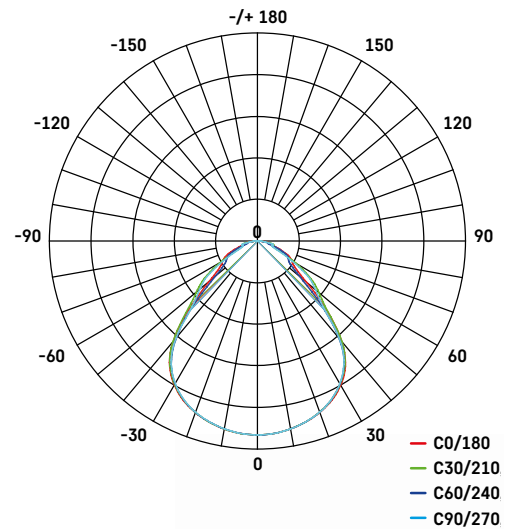

Areas of use: offices, classrooms and indoor areas.



Lifetime (L80)	40 000 hours
CRI	> 80
Body material	aluminium
Diffuser material	plastic (PC)
LGP material	PMMA
IP rating	IP20
Dimensions	1 195 × 295 mm



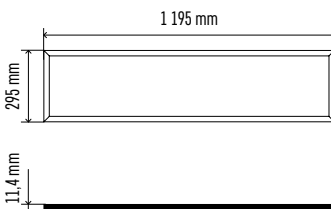
Photometric data available at www.emos.eu/LDT



ZR3422



1/-/-/4



ZR3422D UGR DALI

1/-/-/1 ... see page 37

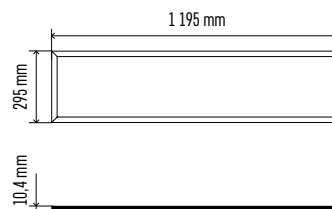
ZR3422E UGR EMERGENCY

1/-/-/1 ... see page 36

ZR3412



1/-/-/4



ZR3412D DALI

1/-/-/1 ... see page 37

ZR3412E EMERGENCY

1/-/-/1 ... see page 36

Type	EAN	Power	Luminous Flux	Equivalent Power	CCT	PF	Diffuser Type	Luminous Efficacy	UGR <	Flicker-Free	W / D / H
ZR3422	8592920069875	40 W	4 000 lm	2× 36 W CFL	4 000 K	> 0.9	microprismatic	100 lm/W	19	yes	1 195 × 11.4 × 295 mm
ZR3412	8592920034118	40 W	4 240 lm	2× 36 W CFL	4 000 K	> 0.9	microprismatic	106 lm/W	22	yes	1 195 × 10.4 × 295 mm
ZR3422D	8592920085318	40 W	4 000 lm	2× 36 W CFL	4 000 K	> 0.9	microprismatic	100 lm/W	19	yes	1 195 × 11.4 × 295 mm
ZR3412D	8592920085400	40 W	4 240 lm	2× 36 W CFL	4 000 K	> 0.9	microprismatic	106 lm/W	22	yes	1 195 × 10.4 × 295 mm
ZR3422E	8592920085325	40 W	4 000 lm	2× 36 W CFL	4 000 K	> 0.9	microprismatic	100 lm/W	19	yes	1 195 × 11.4 × 295 mm
ZR3412E	8592920085332	40 W	4 240 lm	2× 36 W CFL	4 000 K	> 0.9	microprismatic	106 lm/W	22	yes	1 195 × 10.4 × 295 mm

PROFI PLUS

Rectangular luminaires from the PROFI PLUS series are the ideal option for lighting indoor spaces.

Main benefits:

- high efficiency and energy savings
- UGR (unified glare rating) < 19
- LGP (light guide plate) is resistant to yellowing due to UV radiation

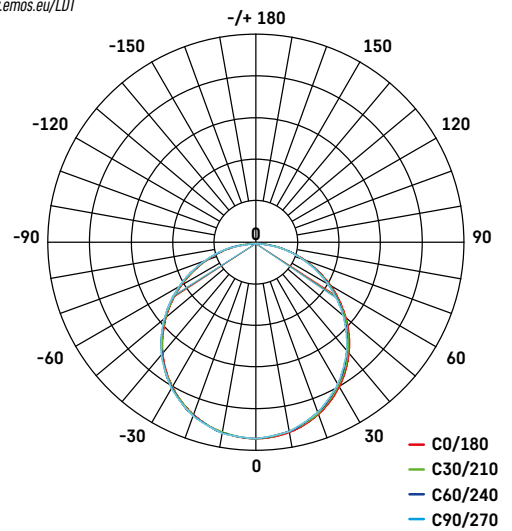
Areas of use: offices, classrooms and indoor areas.



Lifetime (L80)	40 000 hours
CRI	> 80
Body material	aluminium
Diffuser material	plastic (PC)
LGP material	PMMA
IP rating	IP20
Dimensions	595 × 295 mm

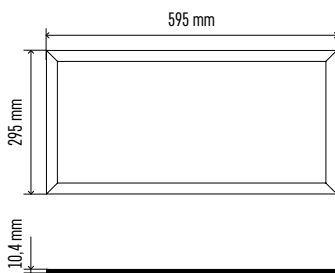


Photometric data available at www.emos.eu/LDT



ZR2212

1/-/-/8



ZR2212E EMERGENCY

1/-/-/1 ... see page 36



Type	EAN	Power	Luminous Flux	Equivalent Power	CCT	PF	Diffuser Type	Luminous Efficacy	UGR <	Flicker-Free	W / D / H
ZR2212	8592920034095	18 W	1 900 lm	2× 18 W CFL	4 000 K	> 0.9	milky	106 lm/W	22	yes	595 × 10.4 × 295 mm
ZR2212E	8592920085349	18 W	1 900 lm	2× 18 W CFL	4 000 K	> 0.9	milky	106 lm/W	22	yes	595 × 10.4 × 295 mm

PROFI BACKLIT

Modern energy-saving luminaires PROFIL BACKLIT make use of backlit technology. They offer a more even distribution of light and higher luminous efficacy compared to conventional edge-lit panels.

Main benefits:

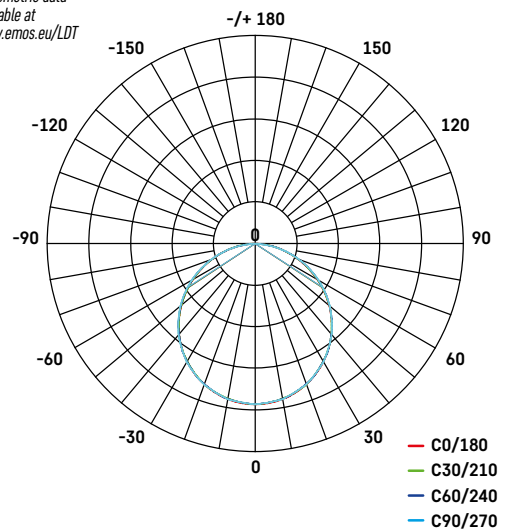
- high efficacy and even distribution of light
- outstanding performance and lighting quality – CRI ≥ 80
- pleasantly diffused light

Areas of use: offices, classrooms and indoor areas.

Lifetime (L80)	30 000 hours
CRI	> 80
Body material	steel plate
Diffuser material	plastic (PS)
IP rating	IP20
Dimensions	595 × 595 mm

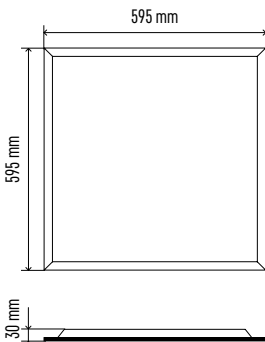


Photometric data available at www.emos.eu/LDT




ZR7612

1/-/1/1



ZR7612E BACKLIT EMERGENCY

1/-/1/1 ... see page 36



Type	EAN	Power	Luminous Flux	Equivalent Power	CCT	PF	Diffuser Type	Luminous Efficacy	UGR <	Flicker-Free	W / D / H
ZR7612	8592920085516	36 W	3 600 lm	4× 18 W CFL	4 000 K	> 0.9	milky	100 lm/W	22	yes	595 × 30 × 595 mm
ZR7612E	8592920085387	36 W	3 600 lm	4× 18 W CFL	4 000 K	> 0.9	milky	100 lm/W	22	yes	595 × 30 × 595 mm

PROFI

Square luminaires from the PROFIL series are an economical option for lighting office spaces in particular.

Main benefits:

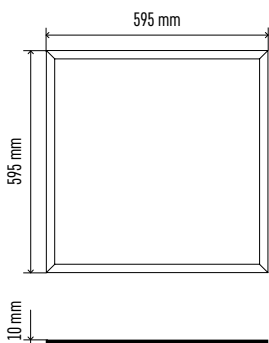
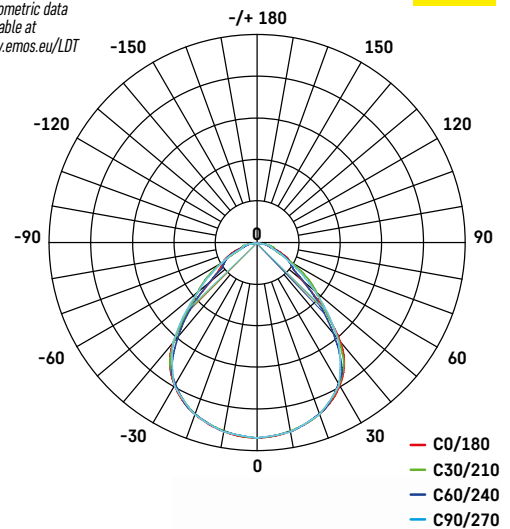
- high efficiency and energy savings
- UGR (unified glare rating) < 19
- pleasantly diffused light

Areas of use: offices, classrooms and indoor areas.

Lifetime (L80)	30 000 hours
CRI	> 80
Body material	aluminium
Diffuser material	plastic (PS) plastic (PC)
LGP material	PS
IP rating	IP20
Dimensions	595 × 595 mm



Photometric data available at www.emos.eu/LDT



ZR5422

1/-/-/5

ZR5422E UGR EMERGENCY

1/-/-/1 ... see page 36

ZR5421

1/-/-/5

ZR5421E UGR EMERGENCY

1/-/-/1 ... see page 36

ZR5412

1/-/-/5

ZR5412E UGR EMERGENCY

1/-/-/1 ... see page 36

Type	EAN	Power	Luminous Flux	Equivalent Power	CCT	PF	Diffuser Type	Luminous Efficacy	UGR <	Flicker-Free	W / D / H
ZR5422	8592920040379	40 W	4 400 lm	4 × 18 W CFL	4 000 K	> 0.9	microprismatic	110 lm/W	19	yes	595 × 10 × 595 mm
ZR5421	8592920075449	40 W	3 720 lm	4 × 18 W CFL	3 000 K	> 0.9	microprismatic	93 lm/W	19	yes	595 × 10 × 595 mm
ZR5412	8592920040355	40 W	4 400 lm	4 × 18 W CFL	4 000 K	> 0.9	milky	110 lm/W	22	yes	595 × 10 × 595 mm
ZR5422E	8592920085356	40 W	4 400 lm	4 × 18 W CFL	4 000 K	> 0.9	microprismatic	110 lm/W	19	yes	595 × 10 × 595 mm
ZR5421E	8592920085363	40 W	3 720 lm	4 × 18 W CFL	3 000 K	> 0.9	microprismatic	93 lm/W	19	yes	595 × 10 × 595 mm
ZR5412E	8592920085370	40 W	4 400 lm	4 × 18 W CFL	4 000 K	> 0.9	milky	110 lm/W	22	yes	595 × 10 × 595 mm

PROFI

Rectangular luminaires from the PROFI series are an economical option for lighting office spaces in particular.

Main benefits:

- high efficiency and energy savings
- UGR (unified glare rating) < 19
- pleasantly diffused light

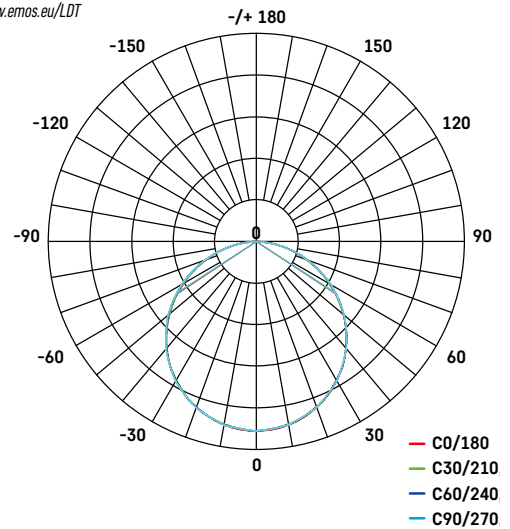
Areas of use: offices, classrooms and indoor areas.



Lifetime (L80)	30 000 hours
CRI	> 80
Body material	aluminium
Diffuser material	plastic (PC)
LGP material	PS
IP rating	IP20
Dimensions	1 195 × 295 mm

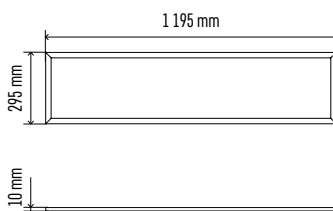


Photometric data available at www.emos.eu/LDT



ZR8412

1/-/-/5



ZR8412E EMERGENCY

1/-/-/1 ... see page 36



Type	EAN	Power	Luminous Flux	Equivalent Power	CCT	PF	Diffuser Type	Luminous Efficacy	UGR <	Flicker-Free	W / D / H
ZR8412	8592920076781	40 W	4 400 lm	2× 36 W CFL	4 000 K	> 0.9	milky	110 lm/W	22	yes	1 195 × 10 × 295 mm
ZR8412E	8592920085394	40 W	4 400 lm	2× 36 W CFL	4 000 K	> 0.9	milky	110 lm/W	22	yes	1 195 × 10 × 295 mm

ACCESSORIES FOR LED PANELS

LED panels can be installed into dropped ceiling tiles or as a surface mounted luminaire using our mounting frame or set of springs and hooks. Other accessories also allow suspending panels from the ceiling.

Main benefits:

- installation in dropped ceilings
- surface mounting
- pendant installation

Areas of use: offices, classrooms and indoor areas.



ZR9001

1/-/-/100

4 SPRINGS
for 600 × 600 mm panel
(300 mm)



ZR9002

1/-/-/100

6 SPRINGS
for 1 200 × 300 mm panel



ZR9010

1/-/-/100

4 HOOKS
for 600 × 600 mm panel
(300 mm)



ZR9011

1/-/-/100

6 HOOKS
for 1 200 × 300 mm panel



ZR9020

1/-/-/100


**4 CORDS FOR PENDANT
INSTALLATION**
LENGTH 5-145 cm
for 600 × 600 mm panel (300 mm)



ZR9021

1/-/-/100

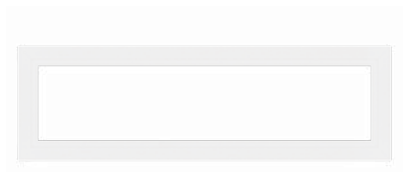
**6 CORDS FOR PENDANT
INSTALLATION**
LENGTH 5-145 cm
for 1 200 × 300 mm panel



ZR9034

1/-/-/20

FRAME
for 600 × 600 mm panel
screwless



ZR9035

1/-/-/15

FRAME
for 300 × 1 200 mm panel
screwless



ZR9310

1/-/-/36

**EMERGENCY
MODUL 1H**



ZR9080

1/-/-/36

MULTIFUNCTIONAL EXTERNAL DRIVER
for LED panels



ZZ4070D

EAGLERISE
 model EBP040C0700SSLD8
 40 W, 700 mA DC
 Suitable for items:
ZR1512D
ZR1422D
ZR1412D
ZR3422D
ZR3412D



ZZ409BD

EAGLERISE
 model FLS-40-1050-DALI-LA
 40 W, 1 050 mA DC
 Suitable for items:
ZR1433D
ZR1622D
ZR1612D



ZZ1230T

TRIAC DIMMABLE DRIVER
 Eaglerise EIP012C0300LSD1L
 12 W, 300 mA DC
 Suitable for items:
ZD1131T **ZM5131T**
ZD1132T **ZM5132T**
ZD1232T **ZM5232T**
ZD2131T **ZM6131T**
ZD2132T **ZM6132T**
ZD2232T **ZM6232T**



ZZ2045T

TRIAC DIMMABLE DRIVER
 Eaglerise EIP020C0450LSD1L
 20 W, 450 mA DC
 Suitable for items:
ZD1141T **ZM5141T**
ZD1142T **ZM5142T**
ZD1242T **ZM5242T**
ZD2141T **ZM6141T**
ZD2142T **ZM6142T**
ZD2242T **ZM6242T**



ZZ3060T

TRIAC DIMMABLE DRIVER
 Eaglerise EIP030C0600LSD1L
 30 W, 600 mA DC
 Suitable for items:
ZD1151T **ZM5151T**
ZD1152T **ZM5152T**
ZD2151T **ZM6151T**
ZD2152T **ZM6152T**

SMALL LED PANELS

PROFI



ZV1111 **ZV1112** **ZV1122** **ZV1131** **ZV1132** **ZV1142** **ZV1152**

.....see page 40



ZV2111 **ZV2112** **ZV2122** **ZV2131** **ZV2132** **ZV2142** **ZV2152**

.....see page 41

EXTENSIO



ZD1311 **ZD1312** **ZD1321** **ZD1322**

.....see page 42-43

RECESSED



ZD1121 **ZD1122** **ZD1131** **ZD1132** **ZD1141** **ZD1142** **ZD1151** **ZD1152**

.....see page 44



ZD1222 **ZD1232** **ZD1242**

.....see page 45

RECESSED



ZD2121 ZD2122 ZD2131 Z2132 ZD2141 ZD2142 Z2151 ZD2152

.....see page 46



ZD2222 ZD2232 ZD2242

.....see page 47

SURFACE-MOUNTED



ZM5121 ZM5122 ZM5131 ZM5132 ZM5141 ZM5142 ZM5151 ZM5152

.....see page 48



ZM5222 ZM5232 ZM5242

.....see page 49



ZM6121 ZM6122 ZM6131 ZM6132 ZM6141 ZM6142 ZM6151 ZM6152

.....see page 50



ZM6222 ZM6232 ZM6242

.....see page 51

PROFI

Attractive frameless LED luminaires PROFİ are made of a high-quality aluminium alloy with a white surface finish, combined with a milky diffuser made of durable plastic. The luminaires are highly water resistant and allow both horizontal and vertical installation.

Main benefits:

- attractive slim design
- IP65 enclosure ensures water resistance
- easy to install

Areas of use: indoor and outdoor use, suitable particularly for kitchens, bathrooms and toilets.



ZV1111

☐ 1/-/4/20

ZV1112

☐ 1/-/4/20

ZV1122

☐ 1/-/4/20

ZV1131

☐ 1/-/4/16

ZV1132

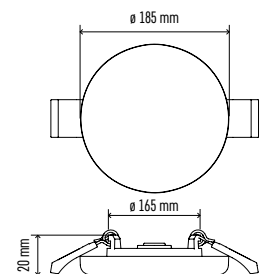
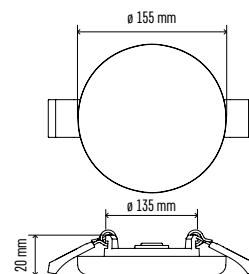
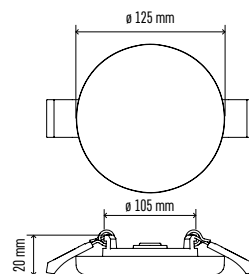
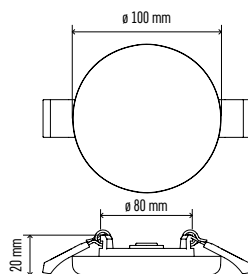
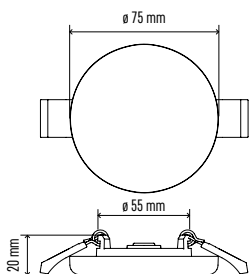
☐ 1/-/4/16

ZV1142

☐ 1/-/1/10

ZV1152

☐ 1/-/1/12

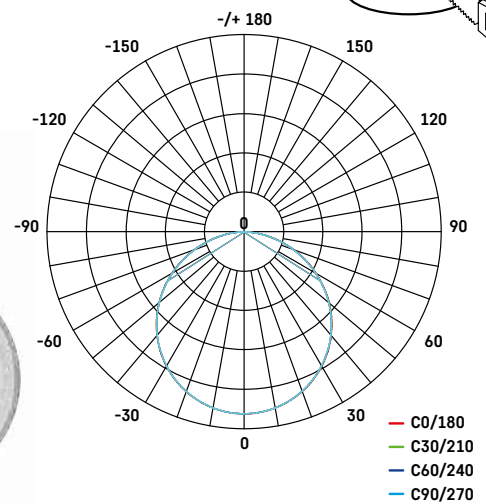
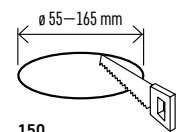


Type	EAN	Power	Luminous Flux	CCT	PF	Diameter / D
ZV1111	8592920067864	6 W	400 lm	3 000 K	> 0.5	ø 75 mm / 20 mm
ZV1112	8592920067888	6 W	400 lm	4 000 K	> 0.5	ø 75 mm / 20 mm
ZV1122	8592920067901	8 W	525 lm	4 000 K	> 0.5	ø 100 mm / 20 mm
ZV1131	8592920067925	11 W	850 lm	3 000 K	> 0.5	ø 125 mm / 20 mm
ZV1132	8592920067949	11 W	850 lm	4 000 K	> 0.5	ø 125 mm / 20 mm
ZV1142	8592920067963	13 W	1 180 lm	4 000 K	> 0.5	ø 155 mm / 20 mm
ZV1152	8592920067987	18 W	1 530 lm	4 000 K	> 0.9	ø 185 mm / 20 mm

Lifetime	30 000 hours
CRI	> 80
Body material	aluminium
Diffuser material	plastic (PC)
LGP material	PMMA
IP rating	IP65

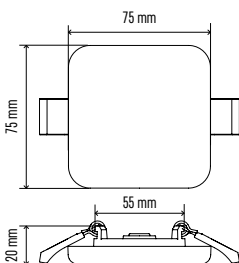


Photometric data available at www.emos.eu/LDT



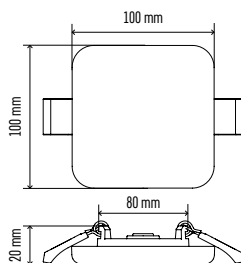
ZV2111 ZV2112

1/-/4/20 1/-/4/20



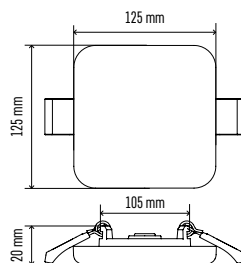
ZV2122

1/-/4/20



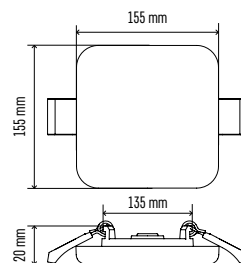
ZV2131 ZV2132

1/-/4/16 1/-/4/16



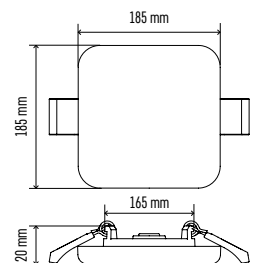
ZV2142

1/-/1/10



ZV2152

1/-/1/12



Type	EAN	Power	Luminous Flux	CCT	PF	W / D / H
ZV2111	8592920068007	6 W	400 lm	3 000 K	> 0.5	75 × 20 × 75 mm
ZV2112	8592920068021	6 W	400 lm	4 000 K	> 0.5	75 × 20 × 75 mm
ZV2122	8592920068045	8 W	525 lm	4 000 K	> 0.5	100 × 20 × 100 mm
ZV2131	8592920068069	11 W	850 lm	3 000 K	> 0.5	125 × 20 × 125 mm
ZV2132	8592920068083	11 W	850 lm	4 000 K	> 0.5	125 × 20 × 125 mm
ZV2142	8592920068106	13 W	1 180 lm	4 000 K	> 0.5	155 × 20 × 155 mm
ZV2152	8592920068120	18 W	1 530 lm	4 000 K	> 0.9	185 × 20 × 185 mm

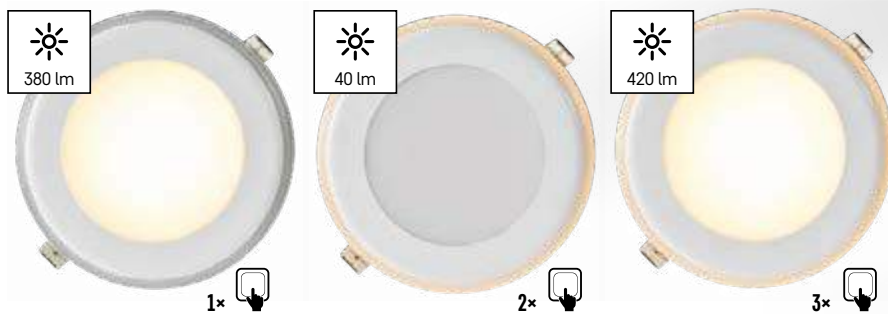
EXTENSIO

EXTENSIO, elegant and timeless LED luminaires with selectable lighting mode, are designed for modern interiors. Lighting mode selection can be done using a standard light switch. They thus allow adjusting the lighting in your interior without the need for further wiring adjustments.

Main benefits:

- 3 lighting modes
- halo effect – night mode feature
- no memory function

Areas of use: illumination of modern interiors, spaces and hallways in offices, hotels and households.

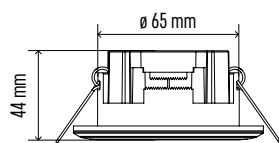
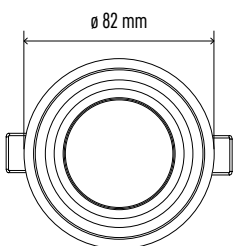


ZD1311

1/-/4/40

ZD1312

1/-/4/40



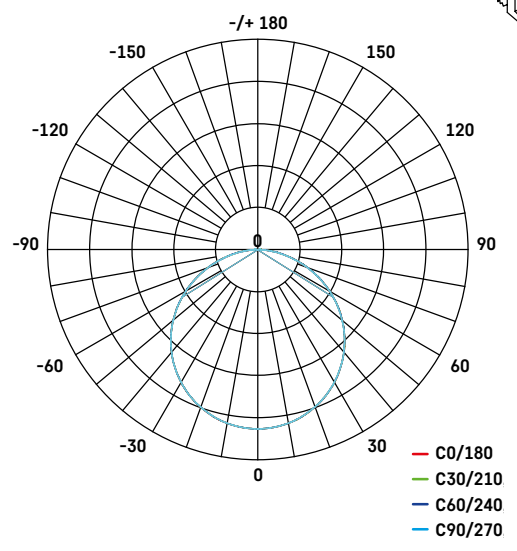
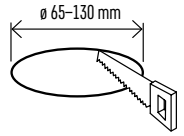
Type	EAN	Power	Luminous Flux	CCT	PF	Flicker-Free	Diameter / D
ZD1311	8592920075937	5.5 W	420 lm	3 000 K	> 0.5	yes	ø 82 mm / 44 mm
ZD1312	8592920075968	5.5 W	420 lm	4 000 K	> 0.5	yes	ø 82 mm / 44 mm



Lifetime	25 000 hours
CRI	> 80
Body material	plastic (PC)
Diffuser material	plastic (PC)
IP rating	IP20



Photometric data available at www.emos.eu/LDT

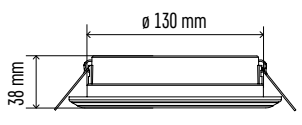
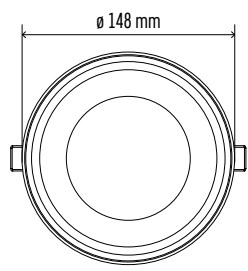


ZD1321

1/-/-/18

ZD1322

1/-/-/18



Type	EAN	Power	Luminous Flux	CCT	PF	Flicker-Free	Diameter / D
ZD1321	8592920075999	13 W	800 lm	3 000 K	> 0.5	yes	ø 148 mm / 38 mm
ZD1322	8592920076026	13 W	800 lm	4 000 K	> 0.5	yes	ø 148 mm / 38 mm

RECESSED

These practical LED luminaires are made of cast aluminium and acrylic glass and are designed for recessed mounting into drywall. The materials used ensure a long lifetime with minimal loss in luminosity.

Main benefits:

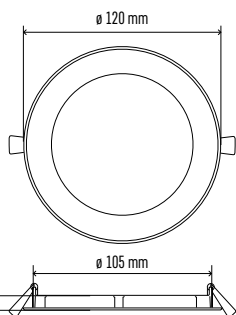
- high-quality LIFUD drivers
- LGP - PMMA - pleasant light distribution
- easy installation

Areas of use: indoor lighting in households.



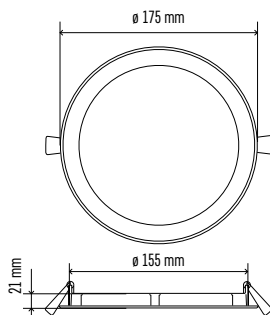
ZD1121

1/-/4/16



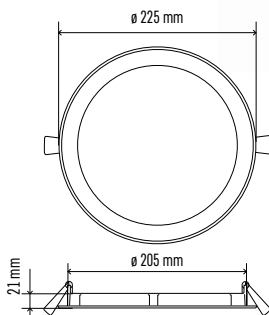
ZD1122

1/-/4/16



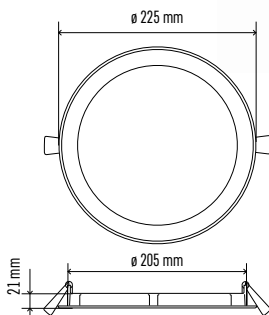
ZD1131

1/-/4/8



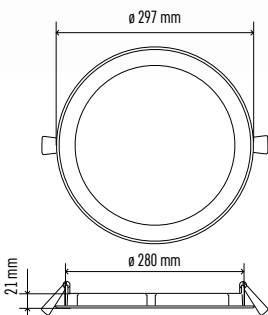
ZD1132

1/-/4/8



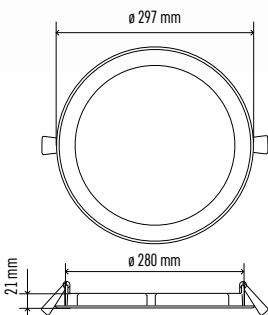
ZD1141

1/-/4/8



ZD1142

1/-/4/8



ZD1151

1/-/4

ZD1152

1/-/4

Type	EAN	Power	Luminous Flux	CCT	PF	Flicker-Free	Diameter / D
ZD1121	8592920019061	6 W	450 lm	3 000 K	> 0.5	yes	ø 120 mm / 21 mm
ZD1122	8592920019085	6 W	450 lm	4 000 K	> 0.5	yes	ø 120 mm / 21 mm
ZD1131	8592920019108	12 W	1 000 lm	3 000 K	> 0.9	yes	ø 175 mm / 21 mm
ZD1132	8592920019122	12 W	1 000 lm	4 000 K	> 0.9	yes	ø 175 mm / 21 mm
ZD1141	8592920019146	18 W	1 500 lm	3 000 K	> 0.9	no	ø 225 mm / 21 mm
ZD1142	8592920019160	18 W	1 500 lm	4 000 K	> 0.9	no	ø 225 mm / 21 mm
ZD1151	8592920019184	24 W	2 000 lm	3 000 K	> 0.9	no	ø 297 mm / 21 mm
ZD1152	8592920019207	24 W	2 000 lm	4 000 K	> 0.9	no	ø 297 mm / 21 mm

Set with dimmable driver

... see page 37



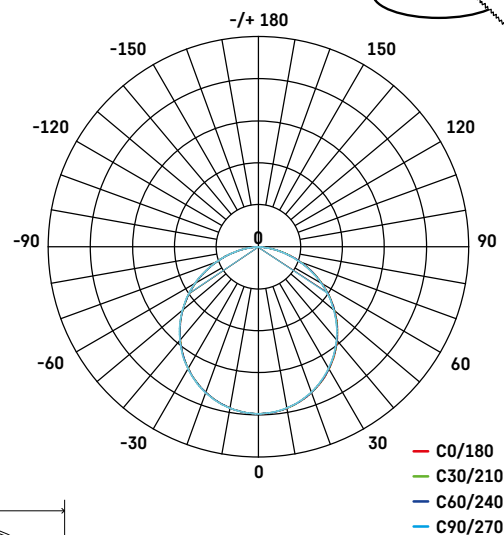
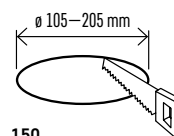
Type	EAN	Power	Luminous Flux	CCT	PF	Flicker-Free	Diameter / D
ZD1131T	8592920084878	12 W	1 000 lm	3 000 K	> 0.9	yes	ø 175 mm / 21 mm
ZD1132T	8592920084885	12 W	1 000 lm	4 000 K	> 0.9	yes	ø 175 mm / 21 mm
ZD1141T	8592920084892	18 W	1 500 lm	3 000 K	> 0.9	no	ø 225 mm / 21 mm
ZD1142T	8592920084908	18 W	1 500 lm	4 000 K	> 0.9	no	ø 225 mm / 21 mm
ZD1151T	8592920084915	24 W	2 000 lm	3 000 K	> 0.9	no	ø 297 mm / 21 mm
ZD1152T	8592920084922	24 W	2 000 lm	4 000 K	> 0.9	no	ø 297 mm / 21 mm



Lifetime	30 000 hours
CRI	> 80
Body material	aluminium
Diffuser material	plastic (PS)
LGP material	PMMA
IP rating	IP20

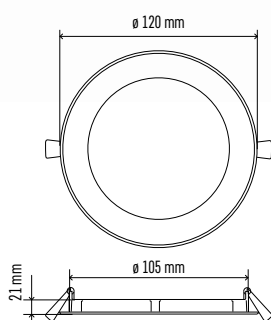


Photometric data available at www.emos.eu/LDT



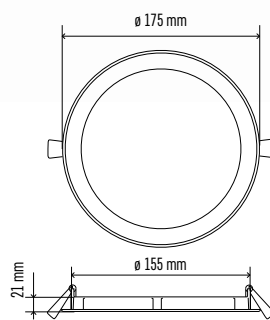
ZD1222

1/-/4/16



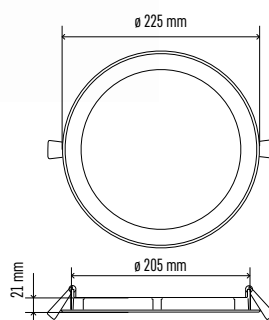
ZD1232

1/-/4/8



ZD1242

1/-/4/8



Type	EAN	Power	Luminous Flux	CCT	PF	Flicker-Free	Diameter / D
ZD1222	8592920031537	6 W	450 lm	4 000 K	> 0.5	yes	Ø 120 mm / 21 mm
ZD1232	8592920031568	12 W	1 000 lm	4 000 K	> 0.9	yes	Ø 175 mm / 21 mm
ZD1242	8592920031599	18 W	1 500 lm	4 000 K	> 0.9	no	Ø 225 mm / 21 mm

Set with dimmable driver

... see page 37



Type	EAN	Power	Luminous Flux	CCT	PF	Flicker-Free	Diameter / D
ZD1232T	8592920084939	12 W	1 000 lm	4 000 K	> 0.9	yes	Ø 175 mm / 21 mm
ZD1242T	8592920084946	18 W	1 500 lm	4 000 K	> 0.9	no	Ø 225 mm / 21 mm

RECESSED

These practical LED luminaires are made of cast aluminium and acrylic glass and are designed for recessed mounting into drywall. The materials used ensure a long lifetime with minimal loss in luminosity.

Main benefits:

- high-quality LIFUD drivers
- LGP - PMMA - pleasant light distribution
- easy installation

Areas of use: indoor lighting in households.



ZD2121

1/-/4/16

ZD2122

1/-/4/16

ZD2131

1/-/4/8

ZD2132

1/-/4/8

ZD2141

1/-/4/8

ZD2142

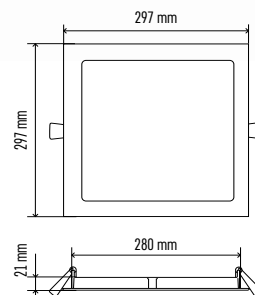
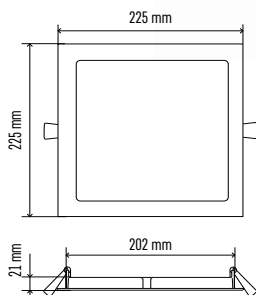
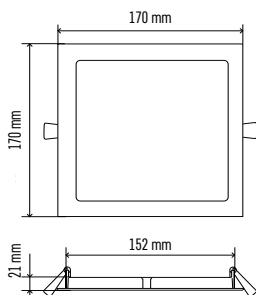
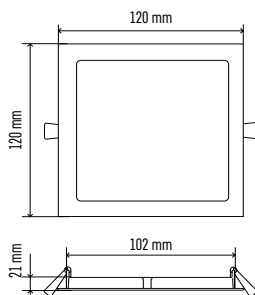
1/-/4/8

ZD2151

1/4/-/4

ZD2152

1/-/4



Type	EAN	Power	Luminous Flux	CCT	PF	Flicker-Free	W / D / H
ZD2121	8592920019269	6 W	450 lm	3 000 K	> 0.5	yes	120 × 21 × 120 mm
ZD2122	8592920019283	6 W	450 lm	4 000 K	> 0.5	yes	120 × 21 × 120 mm
ZD2131	8592920019306	12 W	1 000 lm	3 000 K	> 0.9	yes	170 × 21 × 170 mm
ZD2132	8592920019320	12 W	1 000 lm	4 000 K	> 0.9	yes	170 × 21 × 170 mm
ZD2141	8592920019344	18 W	1 500 lm	3 000 K	> 0.9	no	225 × 21 × 225 mm
ZD2142	8592920019368	18 W	1 500 lm	4 000 K	> 0.9	no	225 × 21 × 225 mm
ZD2151	8592920019382	24 W	2 000 lm	3 000 K	> 0.9	no	297 × 21 × 297 mm
ZD2152	8592920019405	24 W	2 000 lm	4 000 K	> 0.9	no	297 × 21 × 297 mm



Set with dimmable driver

... see page 37

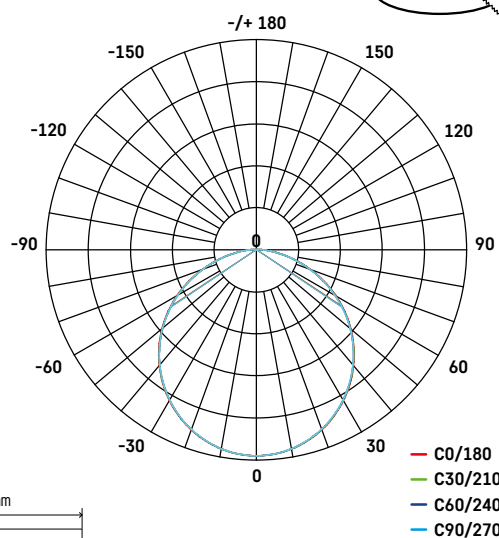
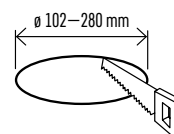
Type	EAN	Power	Luminous Flux	CCT	PF	Flicker-Free	W / D / H
ZD2131T	8592920084953	12 W	1 000 lm	3 000 K	> 0.9	yes	170 × 21 × 170 mm
ZD2132T	8592920084960	12 W	1 000 lm	4 000 K	> 0.9	yes	170 × 21 × 170 mm
ZD2141T	8592920084977	18 W	1 500 lm	3 000 K	> 0.9	no	225 × 21 × 225 mm
ZD2142T	8592920084984	18 W	1 500 lm	4 000 K	> 0.9	no	225 × 21 × 225 mm
ZD2151T	8592920084991	24 W	2 000 lm	3 000 K	> 0.9	no	297 × 21 × 297 mm
ZD2152T	8592920085004	24 W	2 000 lm	4 000 K	> 0.9	no	297 × 21 × 297 mm



Lifetime	30 000 hours
CRI	> 80
Body material	aluminium
Diffuser material	plastic (PS)
LGP material	PMMA
IP rating	IP20

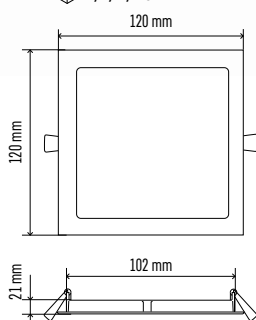


Photometric data available at www.emos.eu/LDT



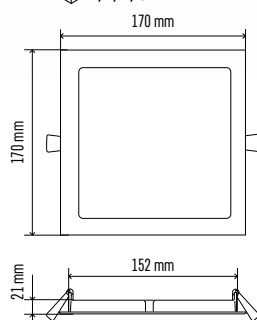
ZD2222

1/-/4/16



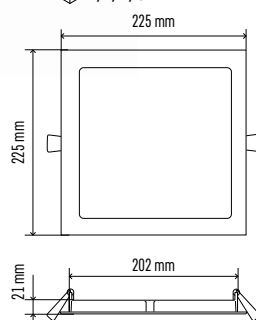
ZD2232

1/-/4/8



ZD2242

1/-/4/8



Type	EAN	Power	Luminous Flux	CCT	PF	Flicker-Free	W / D / H
ZD2222	8592920031629	6 W	450 lm	4 000 K	> 0.5	yes	120 × 21 × 120 mm
ZD2232	8592920031650	12 W	1 000 lm	4 000 K	> 0.9	yes	170 × 21 × 170 mm
ZD2242	8592920031681	18 W	1 500 lm	4 000 K	> 0.9	no	225 × 21 × 225 mm



Set with dimmable driver ... see page 37

Type	EAN	Power	Luminous Flux	CCT	PF	Flicker-Free	W / D / H
ZD2232T	8592920085011	12 W	1 000 lm	4 000 K	> 0.9	yes	170 × 21 × 170 mm
ZD2242T	8592920085028	18 W	1 500 lm	4 000 K	> 0.9	no	225 × 21 × 225 mm

SURFACE-MOUNTED

These practical LED luminaires are made of cast aluminium and acrylic glass and are designed for surface mounting. The materials used ensure a long lifetime with minimal loss in luminosity.

Main benefits:

- high-quality LIFUD drivers
- LGP - PMMA - pleasant light distribution
- easy installation

Areas of use: indoor lighting in households.



ZM5121

1/-/4/16

ZM5122

1/-/4/16

ZM5131

1/-/4/16

ZM5132

1/-/4/16

ZM5141

1/-/4/8

ZM5142

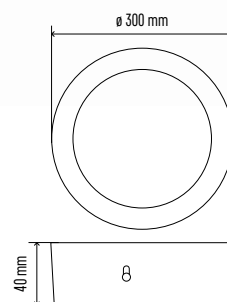
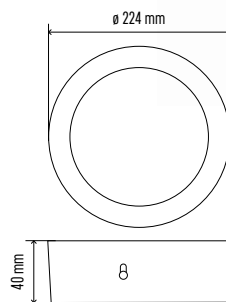
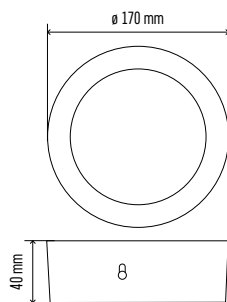
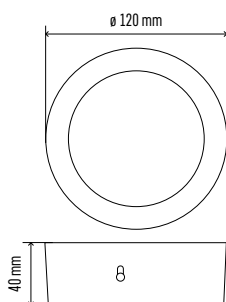
1/-/4/8

ZM5151

1/-/4

ZM5152

1/-/4



Type	EAN	Power	Luminous Flux	CCT	PF	Flicker-Free	Diameter / D
ZM5121	8592920023167	6 W	450 lm	3 000 K	> 0.5	yes	ø 120 mm / 40 mm
ZM5122	8592920023181	6 W	450 lm	4 000 K	> 0.5	yes	ø 120 mm / 40 mm
ZM5131	8592920023204	12 W	1 000 lm	3 000 K	> 0.9	yes	ø 170 mm / 40 mm
ZM5132	8592920023228	12 W	1 000 lm	4 000 K	> 0.9	yes	ø 170 mm / 40 mm
ZM5141	8592920023242	18 W	1 500 lm	3 000 K	> 0.9	no	ø 224 mm / 40 mm
ZM5142	8592920023266	18 W	1 500 lm	4 000 K	> 0.9	no	ø 224 mm / 40 mm
ZM5151	8592920023280	24 W	2 000 lm	3 000 K	> 0.9	no	ø 300 mm / 40 mm
ZM5152	8592920023303	24 W	2 000 lm	4 000 K	> 0.9	no	ø 300 mm / 40 mm

Set with dimmable driver

... see page 37



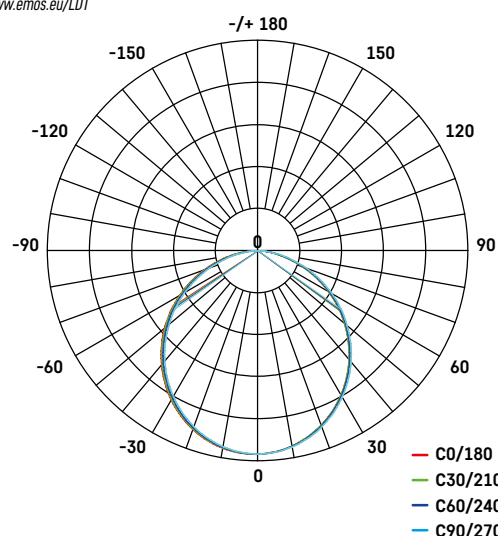
Type	EAN	Power	Luminous Flux	CCT	PF	Flicker-Free	Diameter / D
ZM5131T	8592920085035	12 W	1 000 lm	3 000 K	> 0.9	yes	ø 170 mm / 40 mm
ZM5132T	8592920085066	12 W	1 000 lm	4 000 K	> 0.9	yes	ø 170 mm / 40 mm
ZM5141T	8592920085042	18 W	1 500 lm	3 000 K	> 0.9	no	ø 224 mm / 40 mm
ZM5142T	8592920085073	18 W	1 500 lm	4 000 K	> 0.9	no	ø 224 mm / 40 mm
ZM5151T	8592920085059	24 W	2 000 lm	3 000 K	> 0.9	no	ø 300 mm / 40 mm
ZM5152T	8592920085080	24 W	2 000 lm	4 000 K	> 0.9	no	ø 300 mm / 40 mm



Lifetime	30 000 hours
CRI	> 80
Body material	aluminium
Diffuser material	plastic (PS)
LGP material	PMMA
IP rating	IP20




Photometric data available at www.emos.eu/LDT



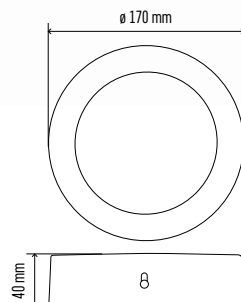
ZM5222

1/-/4/16



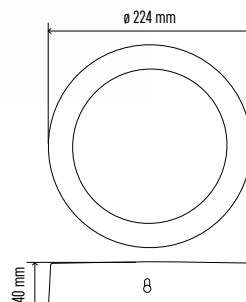
ZM5232

1/-/4/16



ZM5242

1/-/4/8



Type	EAN	Power	Luminous Flux	CCT	PF	Flicker-Free	Diameter / D
ZM5222	8592920031711	6 W	450 lm	4 000 K	> 0.5	yes	ø 120 mm / 40 mm
ZM5232	8592920031742	12 W	1 000 lm	4 000 K	> 0.9	yes	ø 170 mm / 40 mm
ZM5242	8592920031773	18 W	1 500 lm	4 000 K	> 0.9	no	ø 224 mm / 40 mm

Set with dimmable driver

... see page 37

Type	EAN	Power	Luminous Flux	CCT	PF	Flicker-Free	Diameter / D
ZM5232T	8592920085097	12 W	1 000 lm	4 000 K	> 0.9	yes	ø 170 mm / 40 mm
ZM5242T	8592920085103	18 W	1 500 lm	4 000 K	> 0.9	no	ø 224 mm / 40 mm

SURFACE-MOUNTED

These practical LED luminaires are made of cast aluminium and acrylic glass and are designed for surface mounting. The materials used ensure a long lifetime with minimal loss in luminosity.

Main benefits:

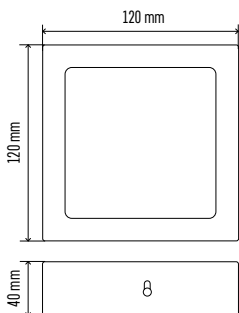
- high-quality LIFUD drivers
- LGP - PMMA - pleasant light distribution
- easy installation

Areas of use: indoor lighting in households.



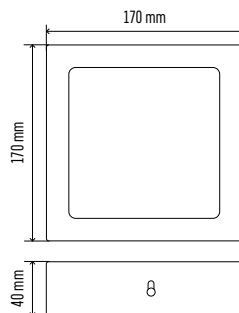
ZM6121

⊠ 1/4/-/16



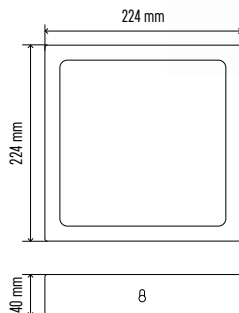
ZM6122

⊠ 1/-/4/16



ZM6131

⊠ 1/-/4/16

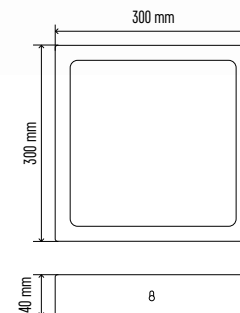


ZM6132

⊠ 1/-/4/16

ZM6141

⊠ 1/-/4/8



ZM6142

⊠ 1/-/4/8

ZM6151

⊠ 1/-/4



ZM6152

⊠ 1/-/4

Type	EAN	Power	Luminous Flux	CCT	PF	Flicker-Free	W / D / H
ZM6121	8592920023327	6 W	450 lm	3 000 K	> 0.5	yes	120 × 40 × 120 mm
ZM6122	8592920023341	6 W	450 lm	4 000 K	> 0.5	yes	120 × 40 × 120 mm
ZM6131	8592920023365	12 W	1 000 lm	3 000 K	> 0.9	yes	170 × 40 × 170 mm
ZM6132	8592920023389	12 W	1 000 lm	4 000 K	> 0.9	yes	170 × 40 × 170 mm
ZM6141	8592920023402	18 W	1 500 lm	3 000 K	> 0.9	no	224 × 40 × 224 mm
ZM6142	8592920023426	18 W	1 500 lm	4 000 K	> 0.9	no	224 × 40 × 224 mm
ZM6151	8592920023440	24 W	2 000 lm	3 000 K	> 0.9	no	300 × 40 × 300 mm
ZM6152	8592920023464	24 W	2 000 lm	4 000 K	> 0.9	no	300 × 40 × 300 mm



Set with dimmable driver

... see page 37

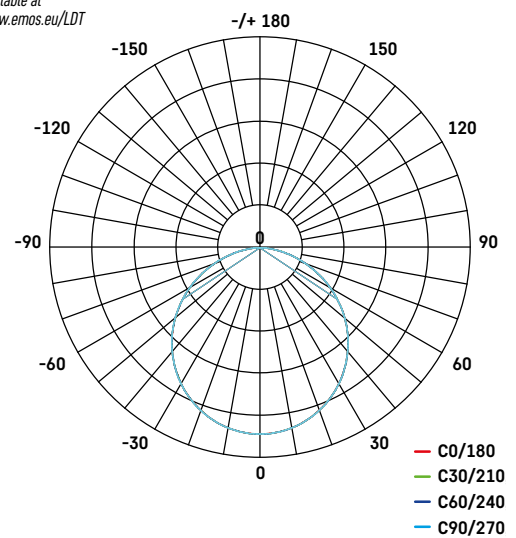
Type	EAN	Power	Luminous Flux	CCT	PF	Flicker-Free	W / D / H
ZM6131T	8592920085110	12 W	1 000 lm	3 000 K	> 0.9	yes	170 × 40 × 170 mm
ZM6132T	8592920085141	12 W	1 000 lm	4 000 K	> 0.9	yes	170 × 40 × 170 mm
ZM6141T	8592920085127	18 W	1 500 lm	3 000 K	> 0.9	no	224 × 40 × 224 mm
ZM6142T	8592920085158	18 W	1 500 lm	4 000 K	> 0.9	no	224 × 40 × 224 mm
ZM6151T	8592920085134	24 W	2 000 lm	3 000 K	> 0.9	no	300 × 40 × 300 mm
ZM6152T	8592920085165	24 W	2 000 lm	4 000 K	> 0.9	no	300 × 40 × 300 mm



Lifetime	30 000 hours
CRI	> 80
Body material	aluminium
Diffuser material	plastic (PS)
LGP material	PMMA
IP rating	IP20

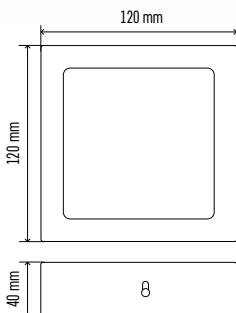


Photometric data available at www.emos.eu/LDT



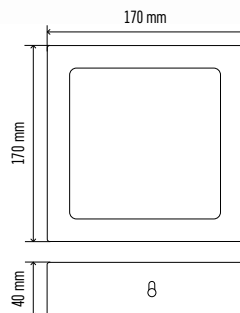
ZM6222

1/-/4/16



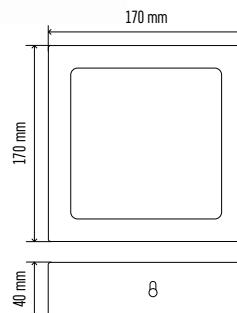
ZM6232

1/-/4/16



ZM6242

1/-/4/8



Type	EAN	Power	Luminous Flux	CCT	PF	Flicker-Free	W / D / H
ZM6222	8592920031803	6 W	450 lm	4 000 K	> 0.5	yes	120 × 40 × 120 mm
ZM6232	8592920031834	12 W	1 000 lm	4 000 K	> 0.9	yes	170 × 40 × 170 mm
ZM6242	8592920031865	18 W	1 500 lm	4 000 K	> 0.9	no	170 × 40 × 170 mm

Set with dimmable driver

... see page 37

Type	EAN	Power	Luminous Flux	CCT	PF	Flicker-Free	W / D / H
ZM6232T	8592920085172	12 W	1 000 lm	4 000 K	> 0.9	yes	170 × 40 × 170 mm
ZM6242T	8592920085189	18 W	1 500 lm	4 000 K	> 0.9	no	170 × 40 × 170 mm

SURFACE-MOUNTED LUMINAIRES

EXCLUSIVE



ZM5164



ZM7141



ZM7142

.....see page 54-57

CORI



ZM3301



ZM3302



ZM3303



ZM3304

.....see page 58-59



ZM3401



ZM3402



ZM3403



ZM3404

.....see page 58-59

CORI SENSOR



ZM3412



ZM3413

.....see page 59

TORI



ZM4101



ZM4102



ZM4301



ZM4302


.....see page 60



ZM4103



ZM4104



ZM4303



ZM4304

.....see page 60

DORI



ZM4111



ZM4112



ZM4311



ZM4312

.....see page 61



ZM4113



ZM4114



ZM4313



ZM4314

.....see page 61

WALL/CEILING



ZM3130



ZM3230



ZM3131



ZM3231

.....see page 62



ZM3010



ZM3011



ZM3020



ZM3021

.....see page 63

EXCLUSIVE

EXCLUSIVE are top-of-the-range modern LED luminaires characterised by professional design and pleasant light diffusion.

Main benefits:

- remote control for setting luminaire parameters
- top-quality and exclusive appearance
- integrated driver

Areas of use: illumination of modern interiors, areas and hallways in offices, hotels and households.



Turn on the light

Turn off the light

Dimming UP

CCT tunable in 8 steps

100% Brightness

Memory function

Luminaire is turned off automatically after 10 min


Cancel timer function

CCT tunable in 8 steps

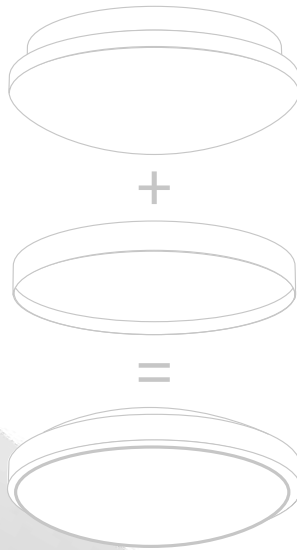
Dimming DOWN

Turn on/off the night light

Luminaire is turned off automatically after 30 min




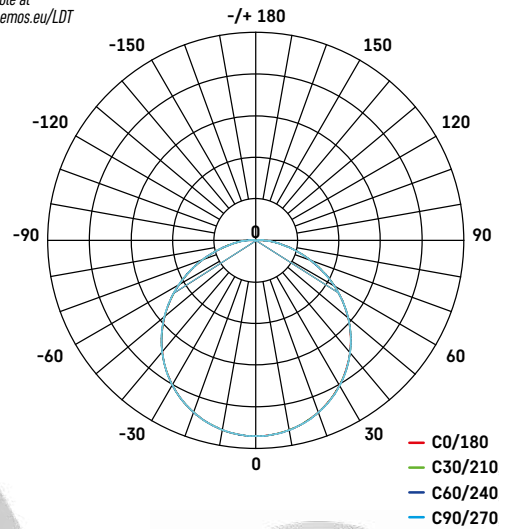
CCT can be changed in steps via wall switch.



Lifetime	25 000 hours
CRI	> 80
Body material	steel plate
Diffuser material	plastic (PS)
IP rating	IP20

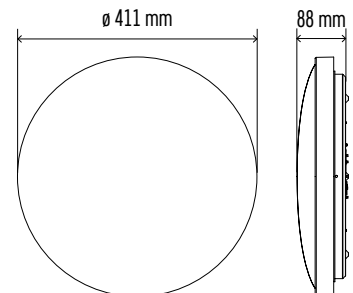


Photometric data available at www.emos.eu/LDT



ZM5164

1/-/-/4



Type	EAN	Power	Luminous Flux	CCT	PF	Diameter / D
ZM5164	8592920057193	2.1-21.5 W	135-1 500 lm	2 700-6 500 K	> 0.5	ø 411 mm / 88 mm

EXCLUSIVE

EXCLUSIVE are top-of-the-range modern LED luminaires characterised by professional design and pleasant light diffusion. The luminaires allow both surface and recessed mounting.

Main benefits:

- top-quality and exclusive appearance
- integrated driver

Areas of use: illumination of modern interiors, areas and hallways in offices, hotels and households.

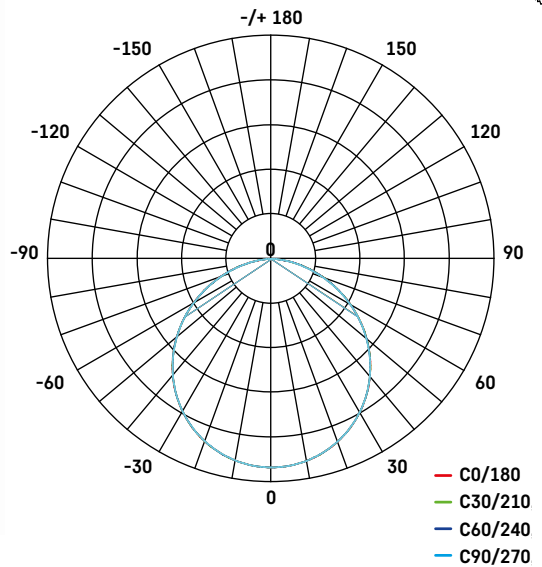
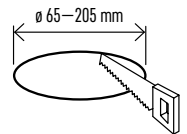




Lifetime	25 000 hours
CRI	> 80
Body material	aluminium
Diffuser material	plastic (PS)
IP rating	IP20



Photometric data available at www.emos.eu/LDT



Surface mounting:

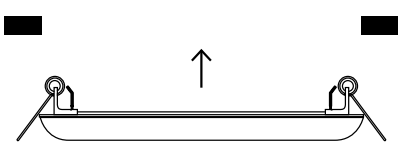
The luminaire is fitted with a special element for universal mounting onto a surface.

ZM7141

☐ 1/-/-/12

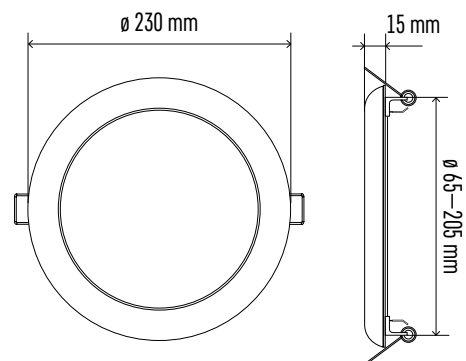
ZM7142

☐ 1/-/-/12



Recessed mounting:

The luminaire is installed into a hollow opening in a ceiling. When installed it appears to have light shining from a hole in the ceiling.



Type	EAN	Power	Luminous Flux	CCT	PF	Diameter / D
ZM7141	8592920066843	18 W	1 500 lm	3 000 K	> 0.5	ø 230 mm / 15 mm
ZM7142	8592920066867	18 W	1 500 lm	4 000 K	> 0.5	ø 230 mm / 15 mm

CORI

Timeless LED wall/ceiling luminaires CORI combine pleasant lighting and energy savings in one. The cover of the luminaire is made of high-quality PMMA, mounted on a steel body.

Main benefits:

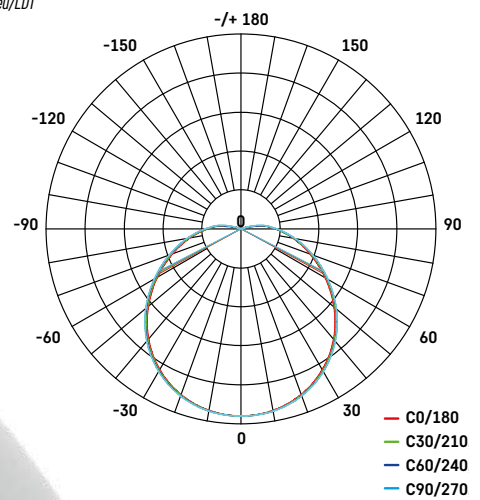
- high luminous efficacy
- conservative design
- integrated driver

Areas of use: illumination of modern interiors, areas and hallways in offices, hotels and households.

Lifetime	30 000 hours
CRI	> 80
Body material	steel plate
Diffuser material	plastic (PMMA)
IP rating	IP44

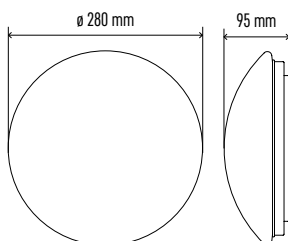


Photometric data available at www.emos.eu/LDT



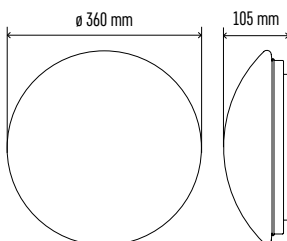
ZM3301

1/-/-10



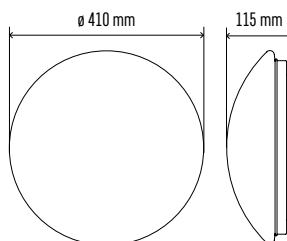
ZM3302

1/-/-16



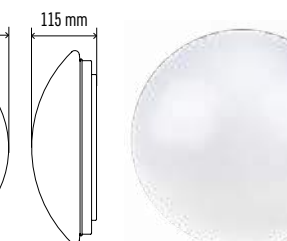
ZM3303

1/-/-6



ZM3304

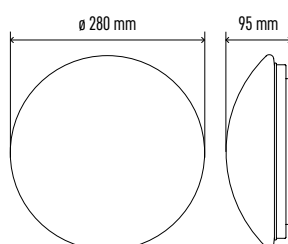
1/-/-6



Type	EAN	Power	Luminous Flux	CCT	PF	Diameter / D
ZM3301	8592920038505	12 W	925 lm	3 000 K	> 0.5	ø 280 mm / 95 mm
ZM3302	8592920038529	18 W	1 390 lm	3 000 K	> 0.5	ø 360 mm / 105 mm
ZM3303	8592920038734	22 W	1 760 lm	3 000 K	> 0.5	ø 410 mm / 115 mm
ZM3304	8592920038758	32 W	2 560 lm	3 000 K	> 0.5	ø 410 mm / 115 mm

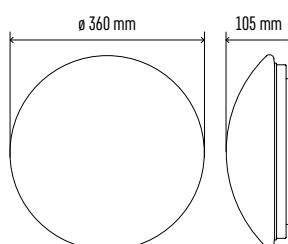
ZM3401

1/-/-2



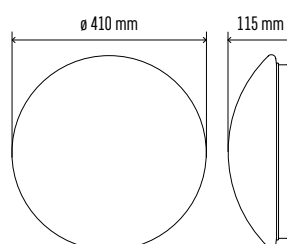
ZM3402

1/-/-2



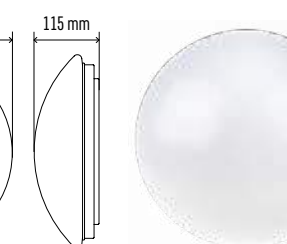
ZM3403

1/-/-6



ZM3404

1/-/-6



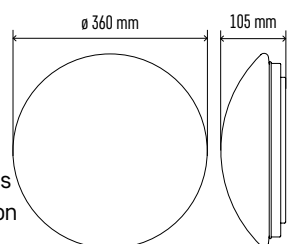
Type	EAN	Power	Luminous Flux	CCT	PF	Diameter / D
ZM3401	8592920038543	12 W	1 020 lm	4 000 K	> 0.5	ø 280 mm / 95 mm
ZM3402	8592920038567	18 W	1 530 lm	4 000 K	> 0.5	ø 360 mm / 105 mm
ZM3403	8592920038581	22 W	1 980 lm	4 000 K	> 0.5	ø 410 mm / 115 mm
ZM3404	8592920038604	32 W	2 880 lm	4 000 K	> 0.5	ø 410 mm / 115 mm

CORI SENSOR

The luminaires are fitted with a microwave motion detector and allow the user to set the luminaire's daylight sensor and lighting duration after sensor activation.

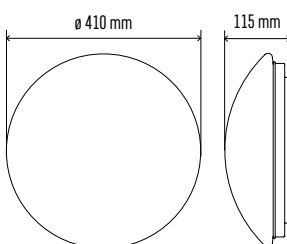
ZM3412

1/-/-6



ZM3413

1/-/-6



Type	EAN	Power	Luminous Flux	CCT	PF	Detection Angle	Detection Range	Time Setting	Diameter / D
ZM3412	8592920038628	18 W	1 530 lm	4 000 K	> 0.5	150° - when wall-mounted, 360° - when ceiling-mounted	6 m	5 s to 30 min	ø 360 mm / 105 mm
ZM3413	8592920038642	22 W	1 980 lm	4 000 K	> 0.5	150° - when wall-mounted, 360° - when ceiling-mounted	6 m	5 s to 30 min	ø 410 mm / 115 mm

TORI

Elegant LED luminaires TORI are economical surface-mount luminaires with high quality of manufacturing. The luminaires come in two shapes.

Main benefits:

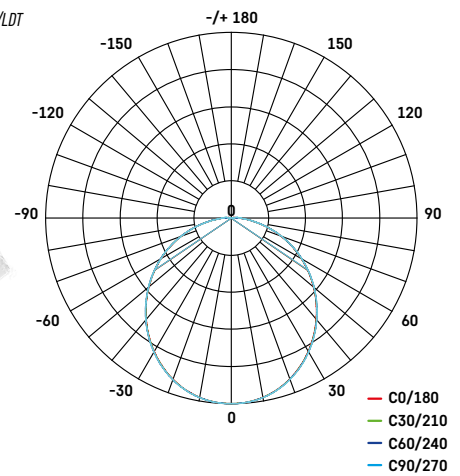
- excellent price/quality ratio
- IP44 enclosure ensures water resistance
- easy installation

Areas of use: lighting hallways in households, garages and technical spaces.

Lifetime	30 000 hours
CRI	> 80
Body material	plastic (PC)
Diffuser material	plastic (PC)
IP rating	IP44



Photometric data available at www.emos.eu/LDT



ZM4101

ZM4301

ZM4102

ZM4302

ZM4103

ZM4303

ZM4104

ZM4304

1/-/-/8

1/-/-/8

1/-/-/10

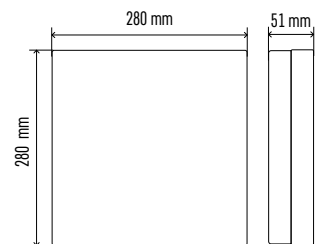
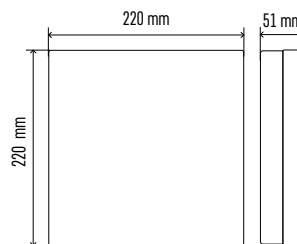
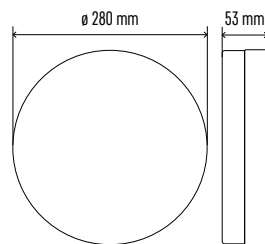
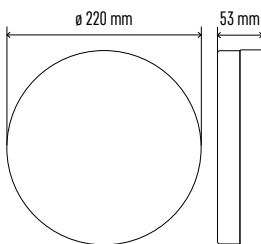
1/-/-/10

1/-/-/8

1/-/-/8

1/-/-/10

1/-/-/10



Type	EAN	Power	Luminous Flux	CCT	PF	Flicker-Free	Diameter / D
ZM4101	8592920022474	15 W	1 050 lm	3 000 K	> 0.5	yes	∅ 220 mm / 53 mm
ZM4102	8592920022498	24 W	1 600 lm	3 000 K	> 0.5	yes	∅ 280 mm / 51 mm
ZM4301	8592920022559	15 W	1 050 lm	4 000 K	> 0.5	yes	∅ 220 mm / 53 mm
ZM4302	8592920022573	24 W	1 600 lm	4 000 K	> 0.5	yes	∅ 280 mm / 51 mm

Type	EAN	Power	Luminous Flux	CCT	PF	Flicker-Free	W / D / H
ZM4103	8592920022511	15 W	1 050 lm	3 000 K	> 0.5	yes	220 × 51 × 220 mm
ZM4104	8592920022535	24 W	1 600 lm	3 000 K	> 0.5	yes	280 × 51 × 280 mm
ZM4303	8592920022597	15 W	1 050 lm	4 000 K	> 0.5	yes	220 × 51 × 220 mm
ZM4304	8592920022610	24 W	1 600 lm	4 000 K	> 0.5	yes	280 × 51 × 280 mm

DORI

DORI ceiling LED luminaires are characteristic by high luminous efficacy and simple design. The luminaires come in two shapes.

Main benefits:

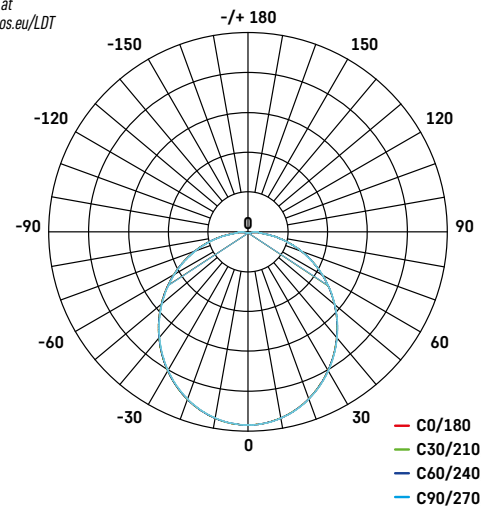
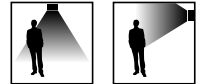
- high luminous efficacy of 85 lm/W
- IP54 enclosure ensures water resistance
- easy installation

Areas of use: illumination of modern interiors, areas and hallways in offices, hotels and households.

Lifetime	25 000 hours
CRI	> 80
Body material	plastic (PC)
Diffuser material	plastic (PC)
IP rating	IP54



Photometric data available at www.emos.eu/LDT



ZM4111

☞ 1/-/-/8

ZM4112

☞ 1/-/-/8

ZM4311

☞ 1/-/-/8

ZM4312

☞ 1/-/-/8

ZM4113

☞ 1/-/-/8

ZM4114

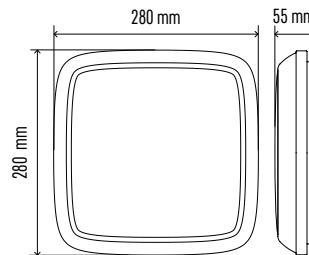
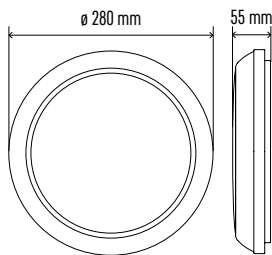
☞ 1/-/-/8

ZM4313

☞ 1/-/-/8

ZM4314

☞ 1/-/-/8



Type	EAN	Power	Luminous Flux	CCT	PF	Diameter / D
ZM4111	8592920040461	18 W	1 550 lm	3 000 K	> 0.5	ø 280 mm / 55 mm
ZM4112	8592920040485	24 W	2 050 lm	3 000 K	> 0.5	ø 280 mm / 55 mm
ZM4311	8592920040546	18 W	1 550 lm	4 000 K	> 0.5	ø 280 mm / 55 mm
ZM4312	8592920040560	24 W	2 050 lm	4 000 K	> 0.5	ø 280 mm / 55 mm

Type	EAN	Power	Luminous Flux	CCT	PF	W / D / H
ZM4113	8592920040508	18 W	1 550 lm	3 000 K	> 0.5	280 × 55 × 280 mm
ZM4114	8592920040522	24 W	2 050 lm	3 000 K	> 0.5	280 × 55 × 280 mm
ZM4313	8592920040584	18 W	1 550 lm	4 000 K	> 0.5	280 × 55 × 280 mm
ZM4314	8592920040607	24 W	2 050 lm	4 000 K	> 0.5	280 × 55 × 280 mm

WALL/CEILING

A line of LED luminaires made of high-quality plastic, boasting high water resistance. Several shape and colour variants, as well as models with PIR motion sensor, are available.

Main benefits:

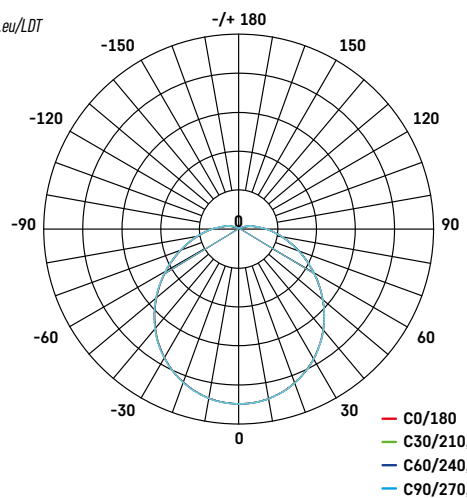
- circular and oval designs
- energy savings
- IP54/IP65 enclosure ensures water resistance

Areas of use: all indoor and outdoor environments in residential and non-residential areas and buildings.

Lifetime	25 000 hours
CRI	> 80
Body material	plastic (PC)
Diffuser material	plastic (PC)
IP rating	IP54



Photometric data available at www.emos.eu/LDT



ZM3130

ZM3230

1/-/-/6

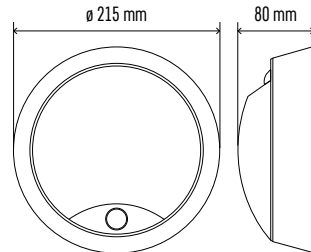
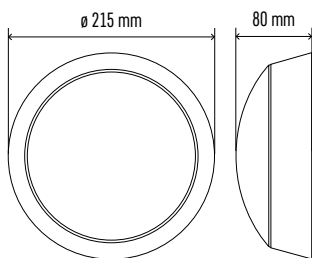
1/-/-/6

ZM3131

ZM3231

1/-/-/6

1/-/-/6



Type	EAN	Power	Luminous Flux	CCT	PF	Diameter / D
ZM3130	8592920057117	14 W	1 000 lm	3 000 K	> 0.5	ø 215 mm / 80 mm
ZM3230	8592920057155	14 W	1 000 lm	4 000 K	> 0.5	ø 215 mm / 80 mm

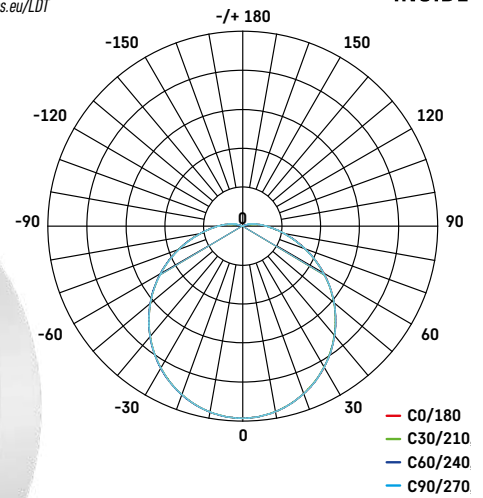
Type	EAN	Power	Luminous Flux	CCT	PF	Detection Angle	Flicker-Free	Detection Range	Time Setting	Diameter / D
ZM3131	8592920057131	14 W	1 000 lm	3 000 K	> 0.5	120°	yes	10 m	min. 10 s ± 5 s ~ max. 5 min ± 1 min	ø 215 mm / 80 mm
ZM3231	8592920057179	14 W	1 000 lm	4 000 K	> 0.5	120°	yes	10 m	min. 10 s ± 5 s ~ max. 5 min ± 1 min	ø 215 mm / 80 mm



Lifetime	25 000 hours
CRI	> 80
Body material	plastic (PC)
Diffuser material	plastic (PC)
IP rating	IP65



Photometric data available at www.emos.eu/LDT




ZM3010

1/-/-/6

ZM3011

1/-/-/6

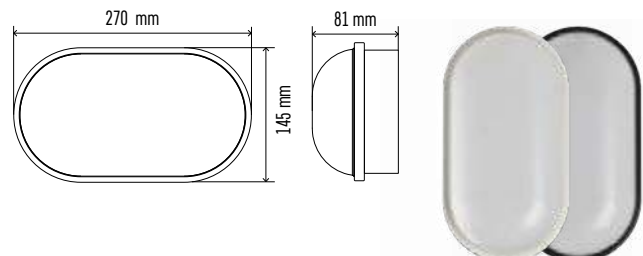


ZM3020

1/-/-/8

ZM3021

1/-/-/8



Type	EAN	Power	Luminous Flux	CCT	PF	Flicker-Free	Colour	Diameter / D
ZM3010	8592920062098	20 W	1 600 lm	4 000 K	> 0.5	yes	white	ø 220 mm / 78 mm
ZM3011	8592920062111	20 W	1 600 lm	4 000 K	> 0.5	yes	black	ø 220 mm / 78 mm

Type	EAN	Power	Luminous Flux	CCT	PF	Flicker-Free	Colour	W / D / H
ZM3020	8592920062135	20 W	1 600 lm	4 000 K	> 0.5	yes	white	270 × 81 × 145 mm
ZM3021	8592920062159	20 W	1 600 lm	4 000 K	> 0.5	yes	black	270 × 81 × 145 mm

SPOTLIGHTS

EXCLUSIVE



ZD3121 ZD3122 ZD3141 ZD3142 ZD3221 ZD3222 ZD3241 ZD3242

..... see page 66-67

CLASSIC



ZD3520 ZD3521 ZD3530 ZD3531 ZD3530S ZD3531S

..... see page 68



ZD3620 ZD3621 ZD3630 ZD3631 ZD3630S ZD3631S

..... see page 69



ZD3560 ZD3561 ZD3570 ZD3571

..... see page 70



ZD3660 ZD3661 ZD3670 ZD3671

..... see page 71

DOWNLIGHTS

PROFI PLUS



ZD5112



ZD5222



ZD5232

.....see page 72

PROFI



ZD6002



ZD6102



ZD6112



ZD6212

.....see page 73

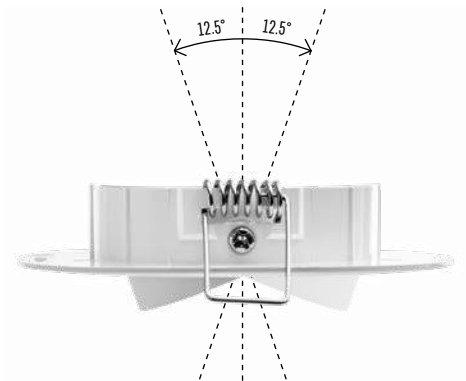
EXCLUSIVE

Elegant LED spotlights EXCLUSIVE are fitted with an integrated driver and serve as a replacement for classic spotlights. Available in white or with a brushed nickel surface finish.

Main benefits:

- top-quality and exclusive appearance
- integrated driver
- tiltable

Areas of use: illumination of modern interiors, areas and hallways in offices, hotels and households.

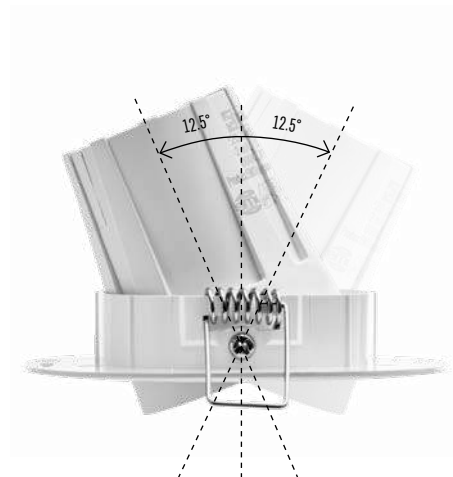


ZD3121

☐ 1/-/6/60

ZD3122

☐ 1/-/6/60

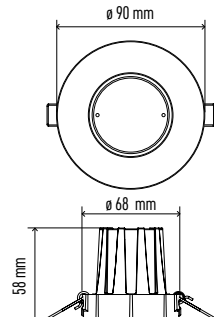
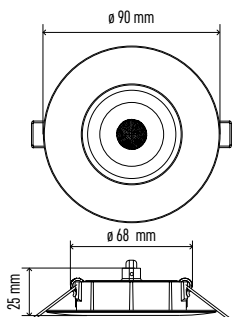


ZD3141

☐ 1/-/10/60

ZD3142

☐ 1/-/10/60



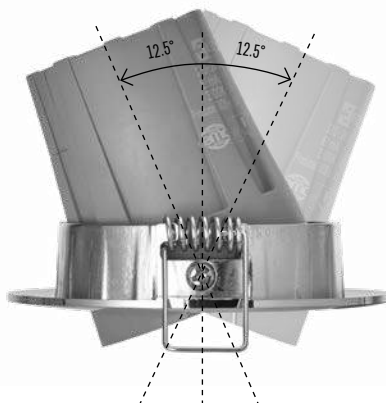
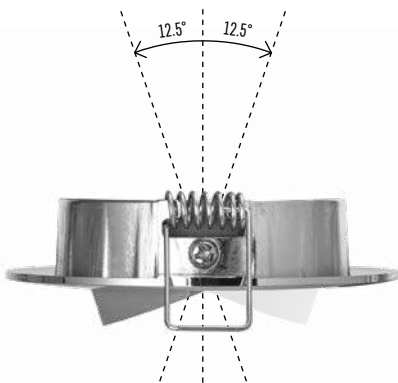
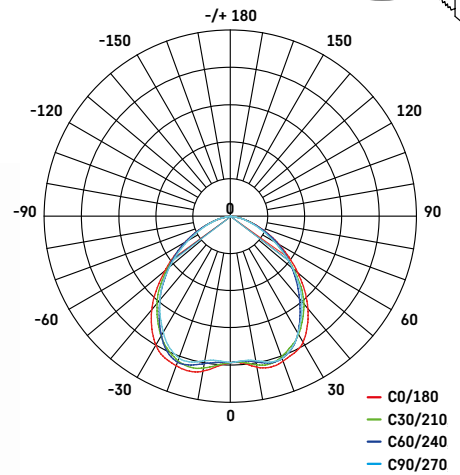
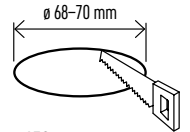
Type	EAN	Power	Luminous Flux	CCT	PF	Beam Angle	Diameter / D
ZD3121	8592920054482	5 W	450 lm	3 000 K	> 0.5	100°	ø 90 mm / 25 mm
ZD3122	8592920054512	5 W	450 lm	4 000 K	> 0.5	100°	ø 90 mm / 25 mm
ZD3141	8592920066584	7.5 W	650 lm	3 000 K	> 0.5	100°	ø 90 mm / 58 mm
ZD3142	8592920066607	7.5 W	650 lm	4 000 K	> 0.5	100°	ø 90 mm / 58 mm



Lifetime	25 000 hours
CRI	> 80
Body material	aluminium + plastic
Diffuser material	plastic (PC)
IP rating	IP20



Photometric data available at www.emos.eu/LDT



ZD3221

☐ 1/-/6/60

ZD3222

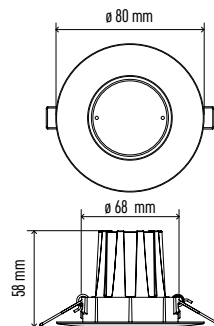
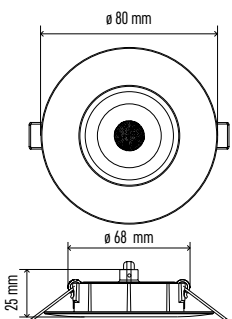
☐ 1/-/6/60

ZD3241

☐ 1/-/10/60

ZD3242

☐ 1/-/10/60



Type	EAN	Power	Luminous Flux	CCT	PF	Beam Angle	Diameter / D
ZD3221	8592920054543	5 W	450 lm	3 000 K	> 0.5	100°	ø 90 mm / 25 mm
ZD3222	8592920054574	5 W	450 lm	4 000 K	> 0.5	100°	ø 90 mm / 25 mm
ZD3241	8592920066621	7.5 W	650 lm	3 000 K	> 0.5	100°	ø 80 mm / 58 mm
ZD3242	8592920066645	7.5 W	650 lm	4 000 K	> 0.5	100°	ø 80 mm / 58 mm

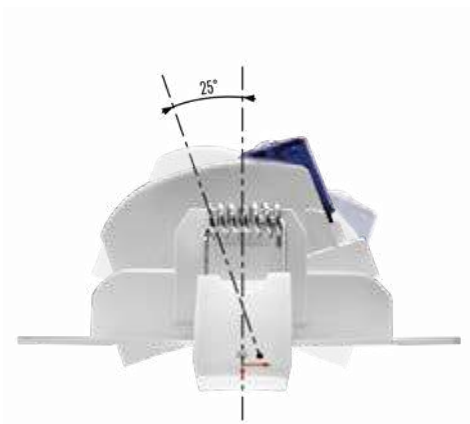
CLASSIC

CLASSIC circular LED spotlights offer a remarkably favourable price/quality ratio and are available in white or silver colour variants.

Main benefits:

- replacement for classic halogen spotlights
- integrated driver
- step-dimming for selected models

Areas of use: illumination of modern interiors in households.



ZD3520

1/-/10/40

ZD3521

1/-/10/40

ZD3530

1/-/10/40

ZD3531

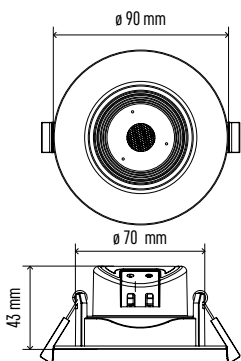
1/-/10/40

ZD3530S

1/-/10/40

ZD3531S

1/-/10/40



Type	EAN	Power	Luminous Flux	CCT	PF	Beam Angle	Diameter / D
ZD3520	8592920066188	5 W	350 lm	3 000 K	> 0.5	60°	ø 90 mm / 43 mm
ZD3521	8592920066195	5 W	350 lm	4 100 K	> 0.5	60°	ø 90 mm / 43 mm
ZD3530	8592920066201	6.5 W	500 lm	3 000 K	> 0.5	60°	ø 90 mm / 43 mm
ZD3531	8592920066218	6.5 W	500 lm	4 100 K	> 0.5	60°	ø 90 mm / 43 mm



Step Dimmable



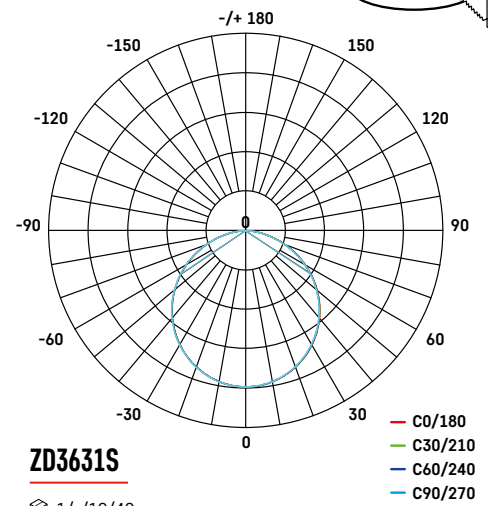
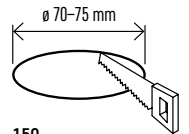

Type	EAN	Power	Luminous Flux	CCT	PF	Beam Angle	Diameter / D
ZD3530S	8592920066225	6.5 W	500 lm	3 000 K	> 0.5	60°	ø 90 mm / 43 mm
ZD3531S	8592920066232	6.5 W	500 lm	4 100 K	> 0.5	60°	ø 90 mm / 43 mm



Lifetime	20 000 hours
CRI	> 80
Body material	plastic (PC)
Diffuser material	plastic (PC)
IP rating	IP20



Photometric data available at www.emos.eu/LDT



ZD3620

1/-/10/40

ZD3621

1/-/10/40

ZD3630

1/-/10/40

ZD3631

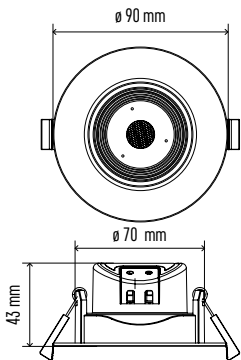
1/-/10/40

ZD3630S

1/-/10/40

ZD3631S

1/-/10/40



Type	EAN	Power	Luminous Flux	CCT	PF	Beam Angle	Diameter / D
ZD3620	8592920066287	5 W	350 lm	3 000 K	> 0.5	60°	ø 90 mm / 43 mm
ZD3621	8592920066294	5 W	350 lm	4 100 K	> 0.5	60°	ø 90 mm / 43 mm
ZD3630	8592920066300	6.5 W	500 lm	3 000 K	> 0.5	60°	ø 90 mm / 43 mm
ZD3631	8592920066317	6.5 W	500 lm	4 000 K	> 0.5	60°	ø 90 mm / 43 mm



Step Dimmable



Type	EAN	Power	Luminous Flux	CCT	PF	Beam Angle	Diameter / D
ZD3630S	8592920066324	6.5 W	500 lm	3 000 K	> 0.5	60°	ø 90 mm / 43 mm
ZD3631S	8592920066331	6.5 W	500 lm	4 100 K	> 0.5	60°	ø 90 mm / 43 mm

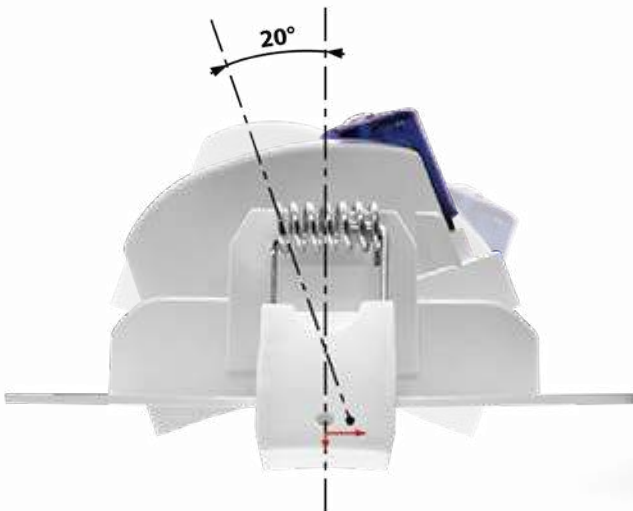
CLASSIC

CLASSIC square LED spotlights offer a remarkably favourable price/quality ratio and are available in white or silver colour variants.

Main benefits:

- replacement for classic halogen spotlights
- integrated driver
- tiltable

Areas of use: illumination of modern interiors in households.



ZD3560

⊠ 1/-/10/40

ZD3561

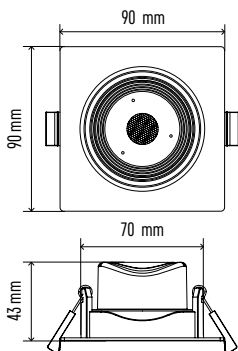
⊠ 1/-/10/40

ZD3570

⊠ 1/-/10/40

ZD3571

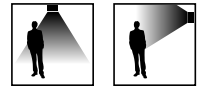
⊠ 1/-/10/40



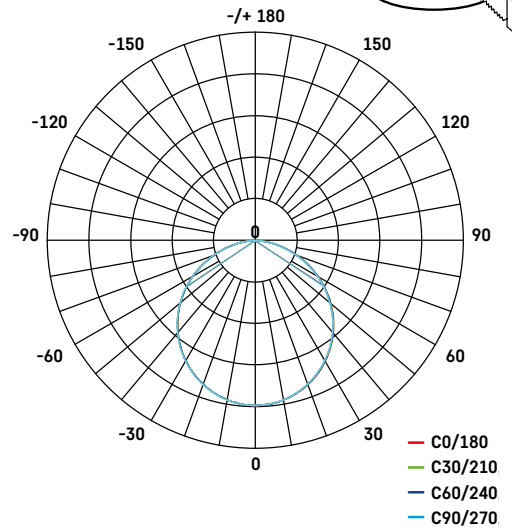
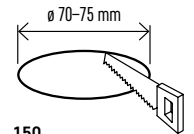
Type	EAN	Power	Luminous Flux	CCT	PF	Beam Angle	W / D / H
ZD3560	8592920066249	5 W	350 lm	3 000 K	> 0.5	60°	90 × 90 × 43 mm
ZD3561	8592920066256	5 W	350 lm	4 100 K	> 0.5	60°	90 × 90 × 43 mm
ZD3570	8592920066263	6.5 W	500 lm	3 000 K	> 0.5	60°	90 × 90 × 43 mm
ZD3571	8592920066270	6.5 W	500 lm	4 100 K	> 0.5	60°	90 × 90 × 43 mm



Lifetime	20 000 hours
CRI	> 80
Body material	plastic (PC)
Diffuser material	plastic (PC)
IP rating	IP20



Photometric data available at www.emos.eu/LDT



ZD3660

1/-/10/40

ZD3661

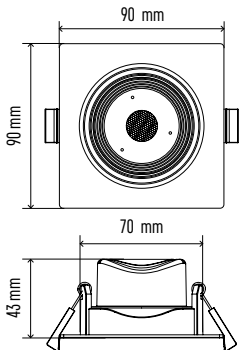
1/-/10/40

ZD3670

1/-/10/40

ZD3671

1/-/10/40



Type	EAN	Power	Luminous Flux	CCT	PF	Beam Angle	W / D / H
ZD3660	8592920066348	5 W	350 lm	3 000 K	> 0.5	60°	90 × 90 × 43 mm
ZD3661	8592920066355	5 W	350 lm	4 100 K	> 0.5	60°	90 × 90 × 43 mm
ZD3670	8592920066362	6.5 W	500 lm	3 000 K	> 0.5	60°	90 × 90 × 43 mm
ZD3671	8592920066379	6.5 W	500 lm	4 100 K	> 0.5	60°	90 × 90 × 43 mm

PROFI PLUS

Energy-saving luminaires PROFI PLUS are designed for professional use. They are made using high-quality materials, ensuring their long lifetime and durability.

Main benefits:

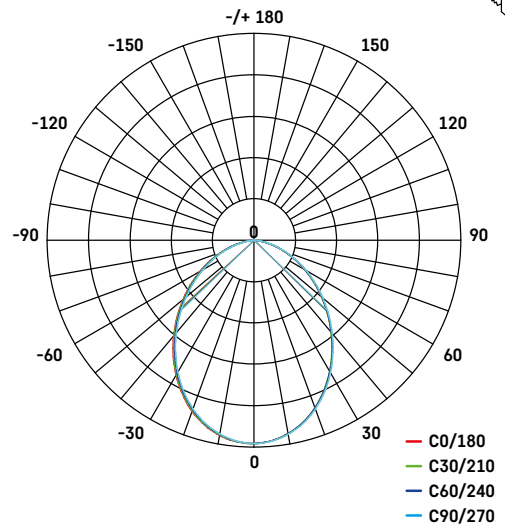
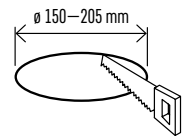
- savings on operating costs
- attractive design and pleasantly diffused light
- can be installed into mounting openings left after Philips/Osram downlights

Areas of use: illumination of modern interiors, areas and hallways in offices, hotels and households.

Lifetime	50 000 hours
CRI	> 80
Body material	aluminium
Diffuser material	plastic (PC)
IP rating	IP20/IP44

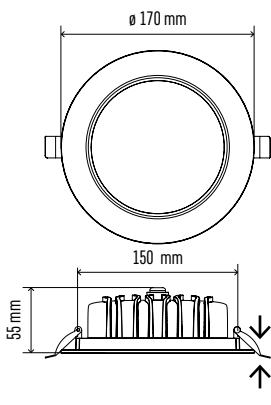


Photometric data available at www.emos.eu/LDT



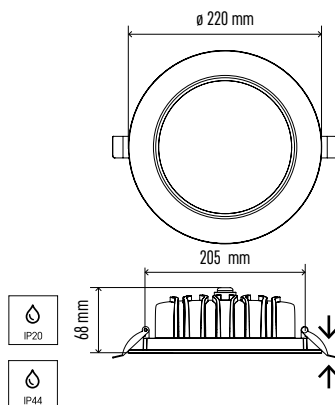
ZD5112

1/-/-/10




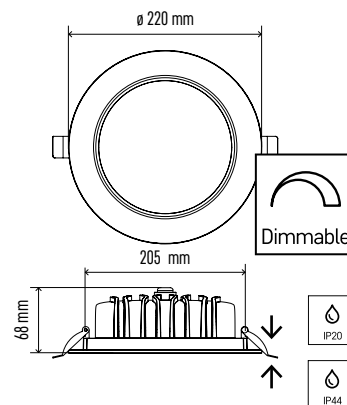
ZD5222

1/-/-/6



ZD5232

1/-/-/6



Type	EAN	Power	Luminous Flux	CCT	PF	Beam Angle	Luminous Efficacy	Dimmable	Diameter / D
ZD5112	8592920052341	16 W	1 600 lm	4 000 K	> 0.9	100°	100 lm/W	no	ø 170 mm / 55 mm
ZD5222	8592920052365	24 W	2 400 lm	4 000 K	> 0.9	100°	100 lm/W	no	ø 220 mm / 68 mm
ZD5232	8592920052389	32 W	3 400 lm	4 000 K	> 0.9	100°	106 lm/W	yes	ø 220 mm / 68 mm

PROFI

Energy-saving dropped-ceiling luminaires PROFi are designed for universal indoor use. The luminaires are characterised by quality manufacturing and an outstanding price/quality ratio.

Main benefits:

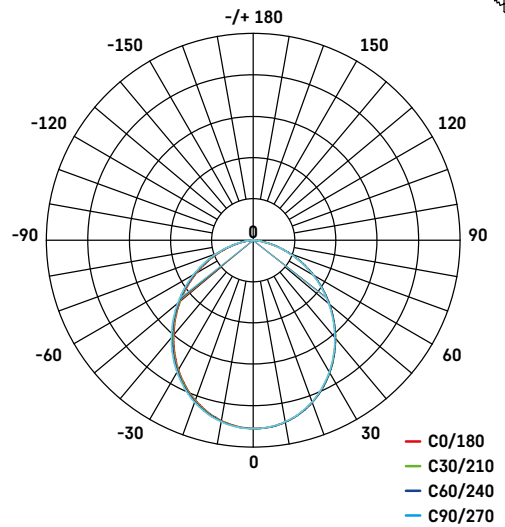
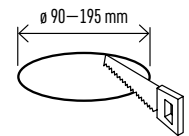
- savings on operating costs
- pleasantly diffused light
- can be installed into mounting openings left after Philips/Osram downlights

Areas of use: illumination of modern interiors, areas and hallways in offices, hotels and households.

Lifetime	15 000 hours
CRI	> 80
Body material	plastic (PBT)
Diffuser material	plastic (PC)
IP rating	IP20

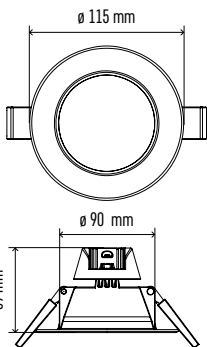


Photometric data available at www.emos.eu/LDT



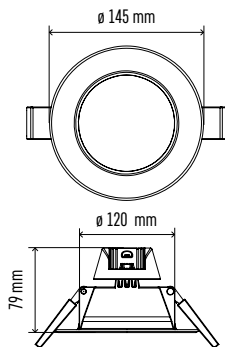
ZD6002

1/-/-/18



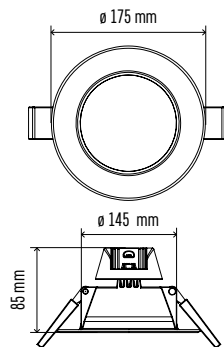
ZD6102

1/-/-/8



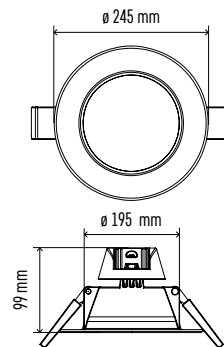
ZD6112

1/-/-/8



ZD6212


1/-/-/5




Type	EAN	Power	Luminous Flux	CCT	PF	Beam Angle	Luminous Efficacy	Diameter / D
ZD6002	8592920057032	7.5 W	750 lm	4 000 K	> 0.9	100°	100 lm/W	ø 115 mm / 69 mm
ZD6102	8592920057056	9 W	900 lm	4 000 K	> 0.9	100°	100 lm/W	ø 145 mm / 79 mm
ZD6112	8592920057070	12 W	1 200 lm	4 000 K	> 0.9	100°	100 lm/W	ø 175 mm / 85 mm
ZD6212	8592920057094	19 W	1 900 lm	4 000 K	> 0.5	100°	100 lm/W	ø 245 mm / 99 mm

INDUSTRIAL LUMINAIRES

HIGHBAYS



PROFI PLUS DUSTPROOF LUMINAIRES



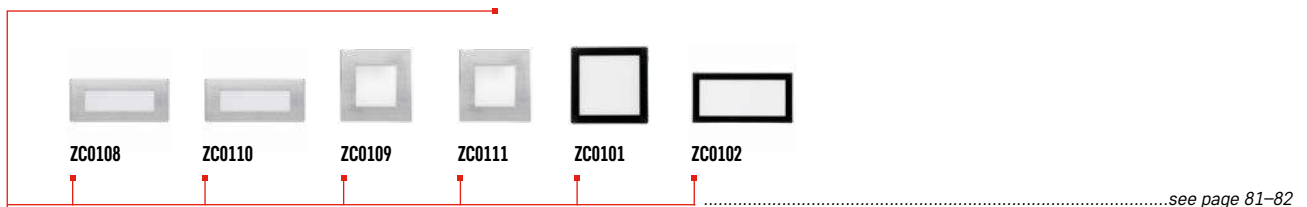
PROFI




BASIC




FRAME AL, FRAME BK ORIENTATION LUMINAIRES




DIRECTION AL, DIRECTION BK ORIENTATION LUMINAIRES



CABINET LUMINAIRES



PIR/MW SENSORS



LUMINAIRES FOR LED TUBES



PROFI PLUS LED TUBES



PROFI



BASIC



PENDANT LAMP HOLDERS



HIGHBAYS

HIGHBAY luminaires are designed for professional industrial installations in areas with very high ceilings, such as warehouses and shop floors. The luminaires are fitted with Philips Lumileds chips with luminous efficacy of 150 lm/W and a long lifetime.

Main benefits:

- IP65 rating ensures water resistance
- outstanding performance and light quality – CRI > 80
- MEAN WELL dimmable driver

Areas of use:

industrial and warehouse buildings, large halls.



ZU1110.12

⊗ 1/-/-1

ZU1110.9

⊗ 1/-/-1

ZU1110.6

⊗ 1/-/-1

ZU1115.12

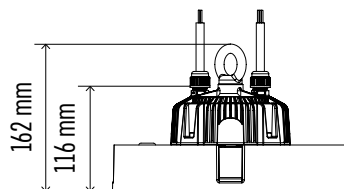
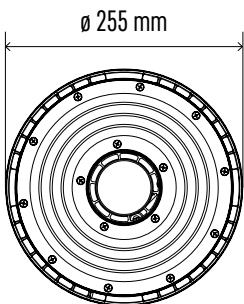
⊗ 1/-/-1

ZU1115.9

⊗ 1/-/-1

ZU1115.6

⊗ 1/-/-1



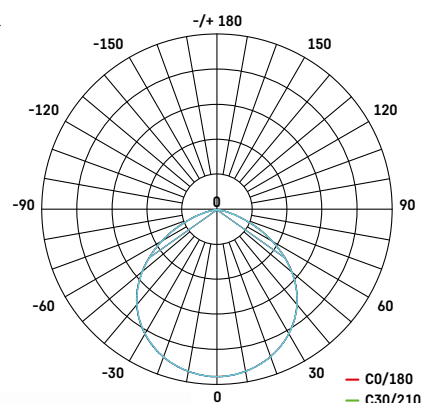
Type	EAN	Power	Luminous Flux	CCT	PF	Beam Angle	Luminous Efficacy	Flicker-Free	Dimmable	Diameter / D
ZU1110.12	8592920068144	100 W	15 000 lm	4 000 K	> 0.9	120°	150 lm/W	yes	yes	∅ 255 × 162 mm
ZU1110.9	8592920068168	100 W	15 000 lm	4 000 K	> 0.9	90°	150 lm/W	yes	yes	∅ 255 × 162 mm
ZU1110.6	8592920068151	100 W	15 000 lm	4 000 K	> 0.9	60°	150 lm/W	yes	yes	∅ 255 × 162 mm
ZU1115.12	8592920068175	150 W	22 500 lm	4 000 K	> 0.9	120°	150 lm/W	yes	yes	∅ 255 × 162 mm
ZU1115.9	8592920068199	150 W	22 500 lm	4 000 K	> 0.9	90°	150 lm/W	yes	yes	∅ 255 × 162 mm
ZU1115.6	8592920068182	150 W	22 500 lm	4 000 K	> 0.9	60°	150 lm/W	yes	yes	∅ 255 × 162 mm



Lifetime	50 000 hours
CRI	> 80
Body material	aluminium
Diffuser material	plastic (PC)
IP rating	IP65
IK	IK08



Photometric data available at www.emos.eu/LDT



ZU1120.12

1/-/-1

ZU1120.9

1/-/-1

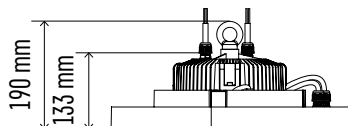
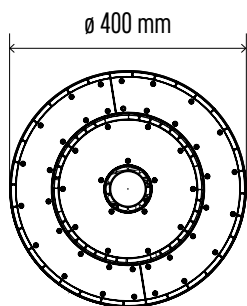
ZU1120.6

1/-/-1

ZU9900

1/-/-10

BRACKET FOR LED HIGHBAY
ZU1110/15/20



Type	EAN	Power	Luminous Flux	CCT	PF	Beam Angle	Luminous Efficacy	Flicker-Free	Dimmable	Diameter / D
ZU1120.12	8592920068205	200 W	30 000 lm	4 000 K	> 0.9	120°	150 lm/W	yes	yes	ø 400 × 190 mm
ZU1120.9	8592920068229	200 W	30 000 lm	4 000 K	> 0.9	90°	150 lm/W	yes	yes	ø 400 × 190 mm
ZU1120.6	8592920068212	200 W	30 000 lm	4 000 K	> 0.9	60°	150 lm/W	yes	yes	ø 400 × 190 mm

Type	EAN	W / D / H
ZU9900	8592920073049	280 × 150 × 20 mm

PROFI PLUS

PROFI PLUS luminaires are designed for professional industrial installations and to replace older fluorescent lighting. They are characterised by modern design, high luminous efficacy of up to 125 lm/W, long lifetime and immediate start up to 100 % output.

Main benefits:

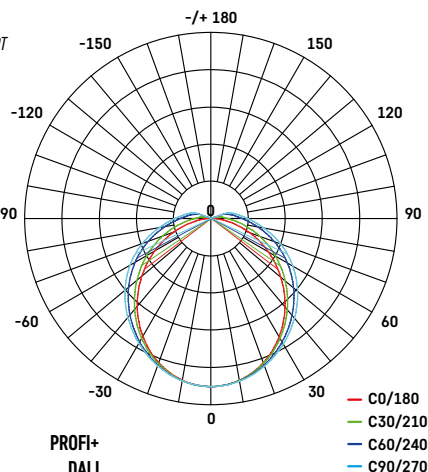
- energy savings up to 50 % as compared to fluorescent luminaires
- IP65 rating ensures water resistance
- extended 5-year warranty

Areas of use: industrial and warehouse buildings, garages, hallways, workshops, etc.

Lifetime	50 000 hours
CRI	> 80
Body material	plastic (PC)
Diffuser material	plastic (PC)
IP rating	IP66
IK	IK08



Photometric data available at www.emos.eu/LDT



ZT1320

ZT1330

1/-/-/6

1/-/-/6

ZT1320E

PROFI+ EMERGENCY

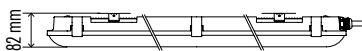
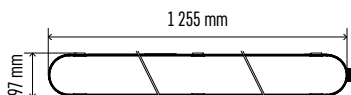
ZT1320D

PROFI+ DALI

1/-/-/6

1/-/-/6

Battery type: LiFePO4
Backup time: 3 hours
Lumen output in emergency mode: 550 lm



Type	EAN	Power	Luminous Flux	CCT	PF	Luminous Efficacy	Through-Wiring	W / D / H
ZT1320	8592920082041	36 W	4 320 lm	4 000 K	> 0.9	120 lm/W	yes	1 255 × 82 × 97 mm
ZT1330	8592920082065	36 W	4 320 lm	6 500 K	> 0.9	120 lm/W	yes	1 255 × 82 × 97 mm
ZT1320E	8592920082935	41 W	4 320 lm	4 000 K	> 0.9	105 lm/W	yes	1 255 × 82 × 97 mm
ZT1320D	8592920082911	36 W	4 320 lm	4 000 K	> 0.9	120 lm/W	yes	1 255 × 82 × 97 mm

ZT1420

ZT1430

1/-/-/6

1/-/-/6

ZT1420E

PROFI+ EMERGENCY

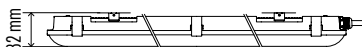
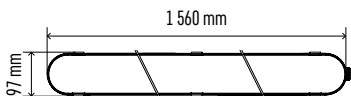
ZT1420D

PROFI+ DALI

1/-/-/6

1/-/-/6

Battery type: LiFePO4
Backup time: 3 hours
Lumen output in emergency mode: 550 lm



Type	EAN	Power	Luminous Flux	CCT	PF	Luminous Efficacy	Through-Wiring	W / D / H
ZT1420	8592920082089	54 W	6 600 lm	4 000 K	> 0.9	122 lm/W	yes	1 560 × 82 × 97 mm
ZT1430	8592920082102	54 W	6 600 lm	6 500 K	> 0.9	122 lm/W	yes	1 560 × 82 × 97 mm
ZT1420E	8592920082973	58 W	6 480 lm	4 000 K	> 0.9	112 lm/W	yes	1 560 × 82 × 97 mm
ZT1420D	8592920082959	54 W	6 480 lm	4 000 K	> 0.9	120 lm/W	yes	1 560 × 82 × 97 mm

PROFI

PROFI luminaires are designed for professional industrial installations and to replace older fluorescent lighting. They are characterised by modern design, outstanding price/quality ratio, long lifetime and immediate start up to 100 % output.

Main benefits:

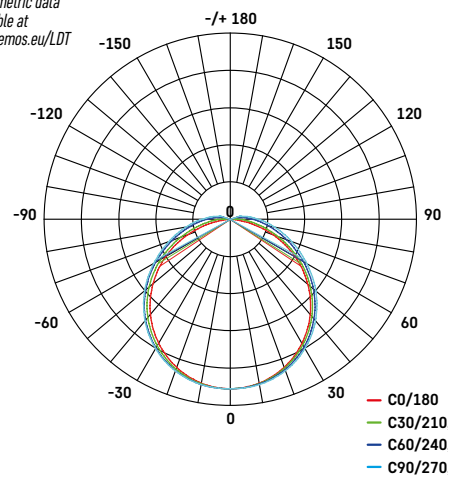
- energy savings up to 50 % as compared to fluorescent luminaires
- IP65 rating ensures water resistance
- extended 3-year warranty

Areas of use: industrial and warehouse buildings, garages, hallways, workshops, etc.

Lifetime	30 000 hours
CRI	> 80
Body material	plastic (PC)
Diffuser material	plastic (PC)
IP rating	IP65
IK	IK08

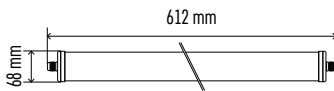


Photometric data available at www.emos.eu/LDT



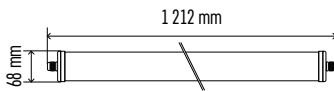
ZT4020

1/-/-15



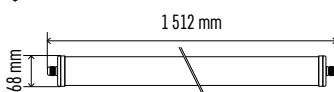
ZT4120

1/-/-12



ZT4220

1/-/-9



Type	EAN	Power	Luminous Flux	CCT	PF	Luminous Efficacy	Through-Wiring	W / D / H
ZT4020	8592920085417	18 W	1 700 lm	4 000 K	> 0.9	95 lm/W	yes	612 × 68 × 56 mm
ZT4120	8592920085424	36 W	3 600 lm	4 000 K	> 0.9	100 lm/W	yes	1 212 × 68 × 56 mm
ZT4220	8592920085431	55 W	5 500 lm	4 000 K	> 0.9	100 lm/W	yes	1 512 × 68 × 56 mm

BASIC

BASIC luminaires are designed for standard industrial installations and to replace older fluorescent lighting. The luminaires start up immediately to 100 % output.

Main benefits:

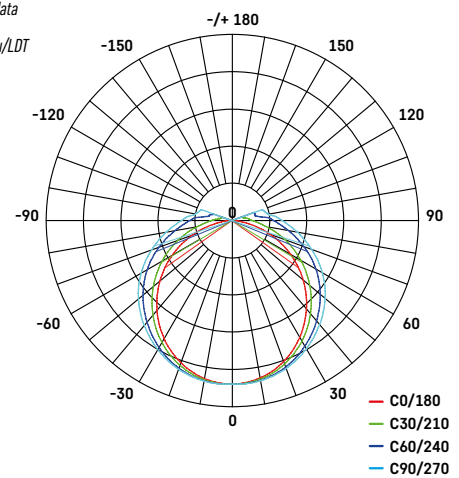
- energy savings up to 50 % as compared to fluorescent luminaires
- IP65 rating ensures water resistance
- option for passthrough connection

Areas of use: industrial and warehouse buildings, garages, hallways, workshops, etc.

Lifetime	30 000 hours
CRI	> 80
Body material	plastic (PC)
Diffuser material	plastic (PC)
IP rating	IP65
IK	IK08

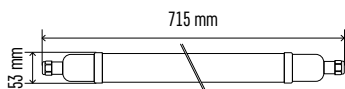


Photometric data available at www.emos.eu/LDT



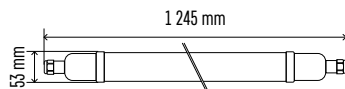
ZT3020

1/-/-/20



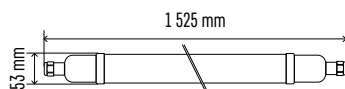
ZT3120

1/-/-/20



ZT3220

1/-/-/20



Type	EAN	Power	Luminous Flux	CCT	PF	Luminous Efficacy	Through-Wiring	W / D / H
ZT3020	8592920085448	18 W	1 700 lm	4 000 K	> 0.5	95 lm/W	yes	715 × 53 × 35 mm
ZT3120	8592920085455	36 W	3 600 lm	4 000 K	> 0.9	100 lm/W	yes	1 245 × 53 × 35 mm
ZT3220	8592920085462	45 W	4 500 lm	4 000 K	> 0.9	100 lm/W	yes	1 525 × 53 × 35 mm

FRAME AL

FRAME orientation luminaires in brushed aluminium design are intended for recessed mounting. The aluminium body and milky glass diffuser ensure above-standard lifetime.

Main benefits:

- minimal power consumption
- IP65 rating ensures water resistance
- in neutral or warm white

Areas of use: in the household and industrial spaces, for staircase lighting, house facades, walls etc.

Lifetime	30 000 hours
CRI	> 80
Body material	aluminium
Diffuser material	glass
IP rating	IP65

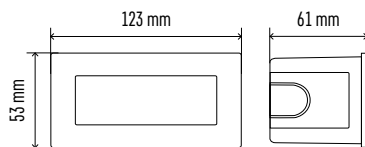


ZC0108

1/-/-/24

ZC0110

1/-/-/24

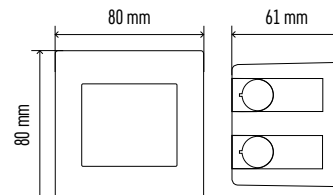


ZC0109

1/-/-/24

ZC0111

1/-/-/24



Type	EAN	Power	Luminous Flux	CCT	PF	Through-Wiring	W / D / H
ZC0108	8592920037348	1.5 W	55 lm	3 000 K	> 0.5	yes	123 × 61 × 53 mm
ZC0109	8592920037355	1.5 W	75 lm	3 000 K	> 0.5	yes	80 × 61 × 80 mm
ZC0110	8592920054789	1.5 W	55 lm	4 000 K	> 0.5	yes	123 × 61 × 53 mm
ZC0111	8592920054796	1.5 W	75 lm	4 000 K	> 0.5	yes	80 × 61 × 80 mm

FRAME BK

FRAME BK orientation luminaires in attractive black design are intended for recessed mounting. The aluminium body and milky glass diffuser ensure above-standard lifetime.

Main benefits:

- minimal power consumption
- IP54 rating ensures water resistance
- for indoor and outdoor areas

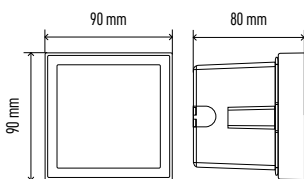
Areas of use: in the household and industrial spaces, for staircase lighting, house facades, walls etc.

Lifetime	30 000 hours
CRI	> 80
Body material	aluminium
Diffuser material	glass
IP rating	IP54



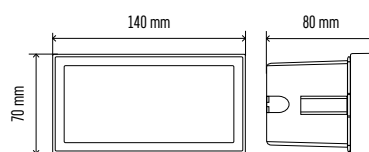
ZC0101

1/-/-/30



ZC0102

1/-/-/30



Typ	EAN	Power	Luminous Flux	CCT	PF	Through-Wiring	W / D / H
ZC0101	8592920037270	3.5 W	120 lm	4 000 K	> 0.5	yes	90 × 80 × 90 mm
ZC0102	8592920037287	4 W	130 lm	4 000 K	> 0.5	yes	90 × 80 × 70 mm

DIRECTION AL

DIRECTION AL orientation luminaires are available in several shape and size variants and are designed for recessed mounting. The aluminium body and milky glass diffuser ensure above-standard lifetime.

Lifetime	30 000 hours
CRI	> 80
Body material	aluminium
Diffuser material	glass
IP rating	IP54

Main benefits:

- minimal power consumption
- IP65 rating ensures water resistance
- for indoor and outdoor areas

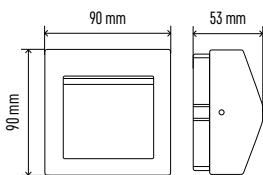


Areas of use: in the household and industrial spaces, for staircase lighting, house facades, walls etc.



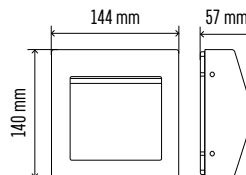
ZC0103

1/-/-40



ZC0104

1/-/-20

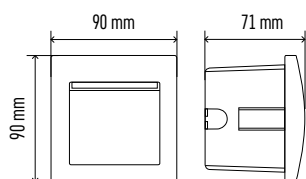


Type	EAN	Power	Luminous Flux	CCT	PF	Through-Wiring	W / D / H
ZC0103	8592920037294	4 W	100 lm	3 000 K	> 0.5	yes	90 × 53 × 90 mm
ZC0104	8592920037300	6 W	170 lm	3 000 K	> 0.5	yes	144 × 57 × 140 mm



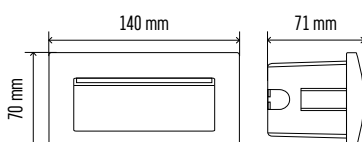
ZC0105

☐ 1/-/-/16



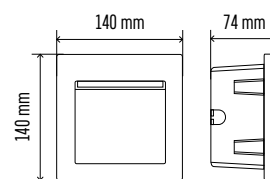
ZC0106

☐ 1/-/-/16



ZC0107

☐ 1/-/-/8



Type	EAN	Power	Luminous Flux	CCT	PF	Through-Wiring	W / D / H
ZC0105	8592920037317	1 W	25 lm	3 000 K	> 0.5	yes	90 × 71 × 90 mm
ZC0106	8592920037324	3 W	90 lm	3 000 K	> 0.5	yes	140 × 71 × 70 mm
ZC0107	8592920037331	3 W	90 lm	3 000 K	> 0.5	yes	140 × 74 × 140 mm

DIRECTION BK

DIRECTION BK recessed mounted orientation luminaires entice by their excellent price/quality ratio and wide selection of available shapes. Body made of ABS plastic along with polycarbonate diffuser ensure long lifetime.

Lifetime	30 000 hours
CRI	> 80
Body material	ABS
Diffuser material	polycarbonate
IP rating	IP65

Main benefits:

- minimal power consumption
- IP65 rating ensures water resistance
- for indoor and outdoor areas

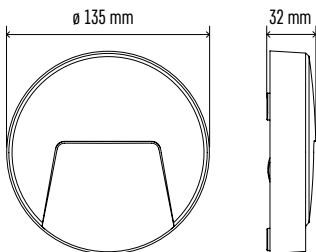


Areas of use: in the household and industrial spaces, for staircase lighting, house facades, walls etc.



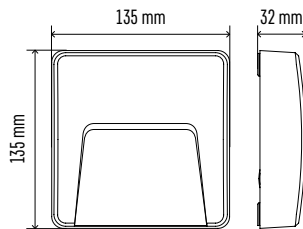
ZC0113

1/-/-/9



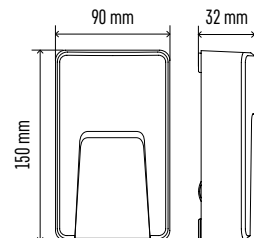
ZC0114

1/-/-/18



ZC0115

1/-/-/32

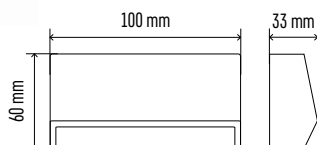


Type	EAN	Power	Luminous Flux	CCT	PF	Through-Wiring	W / D / H
ZC0113	8592920075579	3 W	100 lm	4 000 K	> 0.5	yes	∅ 135 × 32 mm
ZC0114	8592920075586	3 W	100 lm	4 000 K	> 0.5	yes	135 × 32 × 135 mm
ZC0115	8592920075593	3 W	100 lm	4 000 K	> 0.5	yes	90 × 32 × 150 mm



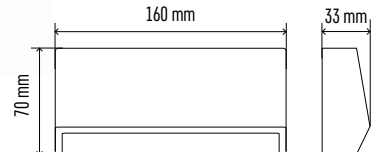
ZC0116

1/-/-/40



ZC0117

1/-/-/30



Type	EAN	Power	Luminous Flux	CCT	PF	Through-Wiring	W / D / H
ZC0116	8592920075609	1.5 W	80 lm	4 000 K	> 0.5	yes	100 × 33 × 60 mm
ZC0117	8592920075616	3 W	150 lm	4 000 K	> 0.5	yes	160 × 33 × 70 mm

CABINET LUMINAIRES

Cabinet luminaires are a practical addition to any kitchen, adding supplementary lighting for the kitchen unit.

Main benefits:


- option to interconnect multiple luminaires
- high quality design with aluminium body
- easy to install

Areas of use: in the household.




ZS2111

1/-/-/20




ZS2121

1/-/-/20




ZS2131

1/-/-/20



ZS2141


1/-/-/20



Type	EAN	Power	Luminous Flux	CCT	PF	Luminous Efficacy	Through-Wiring	W / D / H
ZS2111	8592920063187	4 W	400 lm	4 000 K	> 0.5	100 lm/W	yes	313 × 22 × 30 mm
ZS2121	8592920063194	8 W	770 lm	4 000 K	> 0.5	96 lm/W	yes	573 × 22 × 30 mm
ZS2131	8592920063200	10 W	1 060 lm	4 000 K	> 0.5	106 lm/W	yes	873 × 22 × 30 mm
ZS2141	8592920063217	14 W	1 300 lm	4 000 K	> 0.5	93 lm/W	yes	1 173 × 22 × 30 mm



Lifetime	25 000 hours
CRI	> 80
Body material	aluminium (Al)
Diffuser material	plastic (PC)
IP rating	IP20

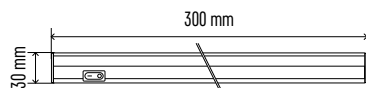


A+




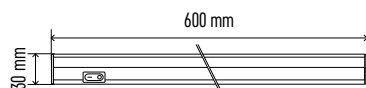
ZS2110

1/-/-/30




ZS2120

1/-/-/30




ZS2130

1/-/-/30



ZS2140

1/-/-/30



Type	EAN	Power	Luminous Flux	CCT	PF	Luminous Efficacy	Through-Wiring	W / D / H
ZS2110	8592920017913	5 W	500 lm	4 000 K	> 0.5	100 lm/W	yes	300 × 22 × 30 mm
ZS2120	8592920017937	10 W	1 000 lm	4 000 K	> 0.5	100 lm/W	yes	600 × 22 × 30 mm
ZS2130	8592920017951	15 W	1 400 lm	4 000 K	> 0.5	93 lm/W	yes	860 × 22 × 30 mm
ZS2140	8592920017975	20 W	1 900 lm	4 000 K	> 0.5	95 lm/W	yes	1 150 × 22 × 30 mm

PIR SENSORS

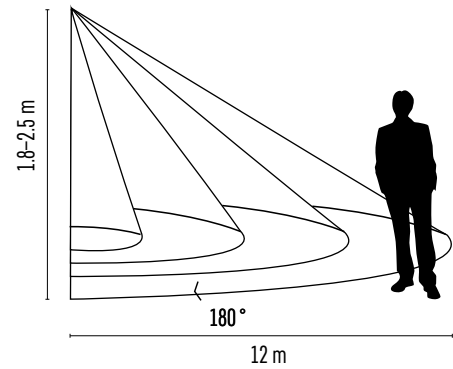
Outdoor and indoor motion sensors which serve as switches for lighting, outdoor floodlights or alarm systems. The sensors react to moving persons, animals or other objects based on radiated or reflected infrared light (passive infrared sensor – PIR).

Main benefits:

- various designs
- 180° or 360° detection angle
- models for recessed and surface mounting

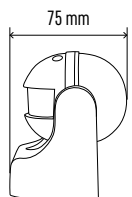
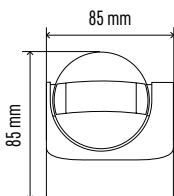
Areas of use: in the household and in industrial spaces.

CRI	> 80
Body material	plastic (PC)
IP rating	IP44, IP65



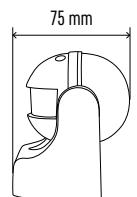
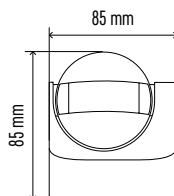
G1120

1/-/-/40



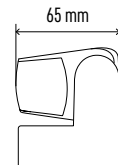
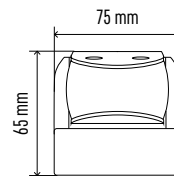
G1125

1/-/-/40



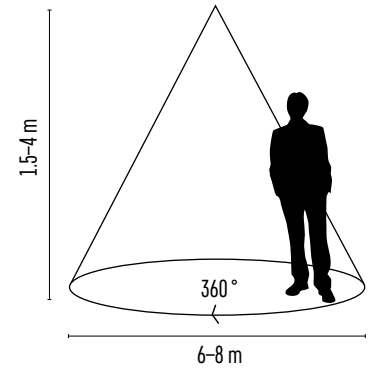
G1240

1/-/-/20



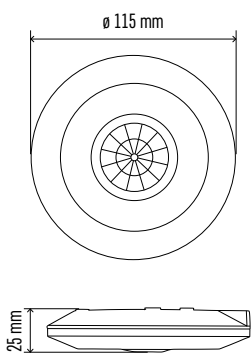
Type	EAN	Detection Angle	Detection Range	Sensor Type	IP Rating	Time Setting	W / D / H
G1120	8592920032817	180°	12 m	PIR	IP44	min. 10 seconds – max. 7 minutes	85 × 75 × 85 mm
G1125	8592920032831	180°	12 m	PIR	IP44	min. 10 seconds – max. 7 minutes	85 × 75 × 85 mm
G1240	8592920085882	180°	12 m	PIR	IP65	min. 10 seconds – max. 15 minutes	75 × 65 × 65 mm

CRI	> 80
Body material	plastic (PC)
IP rating	IP20



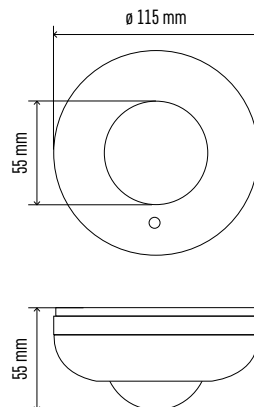
G1150

1/-/-/20



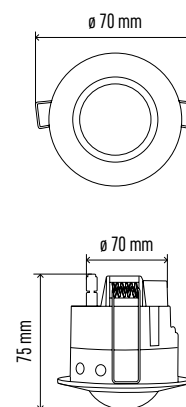
G1130

1/-/-/20



G1160

1/-/-/36



Type	EAN	Detection Angle	Detection Range	Sensor Type	IP Rating	Time Setting	Diameter / D
G1150	8592920025147	360°	6 m	PIR	IP20	min. 10 seconds – max. 15 minutes	ø 115 × 25 mm
G1130	8592920025123	360°	6 m	PIR	IP20	min. 10 seconds – max. 7 minutes	ø 115 × 55 mm
G1160	8592920025154	360°	6 m	PIR	IP20	min. 10 seconds – max. 15 minutes	ø 70 × 75 mm

PIR/MW SENSORS

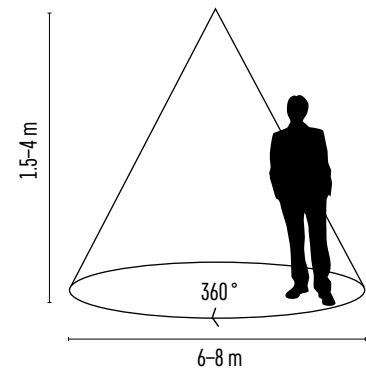
Outdoor and indoor motion sensors which serve as switches for lighting, outdoor spotlights or alarm systems. The detectors react to moving persons, animals or other objects based radiated or reflected infrared light (passive infrared sensor – PIR). Microwave variants fitted with a highly sensitive and reliable HF radio sensor are also available.

Main benefits:

- motion sensors in various designs
- 360° detection angle
- models for recessed and surface mounting

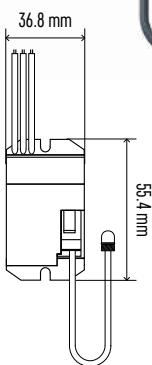
Areas of use: in the household and in industrial spaces.

CRI	> 80
Body material	plastic (PC)
IP rating	IP20



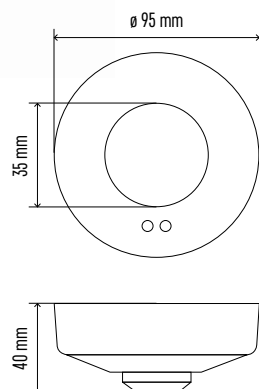
G1110

1/-/-/80



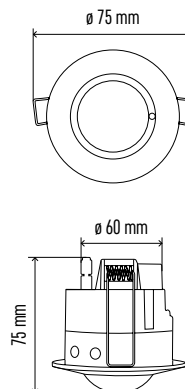
G1180

1/-/-/24



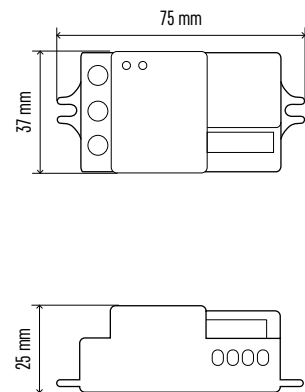
G1190

1/-/-/24



G1210

1/-/-/80



Type	EAN	Detection Angle	Detection Range	Sensor Type	IP Rating	Time Setting	Diameter / D
G1110	8592920025109	360°	6 m	PIR	IP20	5 s, 30 s, 1 min, 3 min, 5 min, 8 min	36.8 × 25.5 × 55.4 mm
G1180	8592920025178	360°	8 m	microwave	IP20	min. 10 seconds – max. 12 minutes	ø 95 × 40 mm
G1190	8592920025185	360°	8 m	microwave	IP20	min. 10 seconds – max. 12 minutes	ø 75 × 75 mm
G1210	8592920025192	360°	15 m	microwave	IP20	min. 10 seconds – max. 12 minutes	37 × 25 × 75 mm

LUMINAIRES FOR LED TUBES


Luminaires for LED tubes are designed to be fitted with one or two LED tubes with a G13 base.

Main benefits:


- many size variants
- option for passthrough connection (up to 10 in a row)
- energy savings

Areas of use: in the household, in warehouse buildings, garages, workshops, etc.

Material	aluminium (Al) + plastic
IP rating	IP20



max. 10×

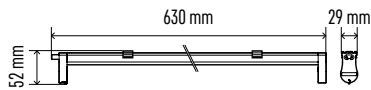


max. 5×



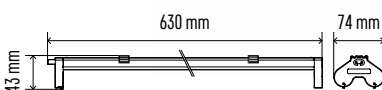
Z73551

1/-/-/12



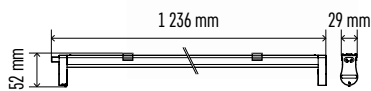
Z73552

1/-/-/12




Z73561

1/-/-/12



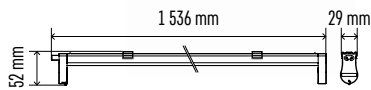
Z73562

1/-/-/12



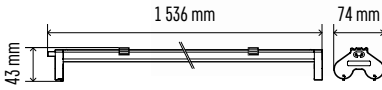
Z73571

1/-/-/12



Z73572

1/-/-/12



Type	EAN	Through-Wiring	W / D / H
Z73551	8592920067703	max. 10×	52 × 630 × 29 mm
Z73552	8592920067765	max. 5×	43 × 630 × 74 mm
Z73561	8592920067727	max. 10×	52 × 1236 × 29 mm
Z73562	8592920067789	max. 5×	43 × 1236 × 74 mm
Z73571	8592920067741	max. 10×	52 × 1536 × 29 mm
Z73572	8592920067802	max. 5×	43 × 1536 × 74 mm

PROFI PLUS

PROFI PLUS LED tubes are designed as a professional replacement for fluorescent tubes and are characterised by high luminous efficacy of up to 150 lm/W.

Main benefits:

- high energy savings
- increased lifetime
- extended 5-year warranty

Areas of use: administrative and industrial spaces.

Lifetime	50 000 hours
CRI	> 80
Material	glass with film
Rotatable cap	yes
Lamp base	G13

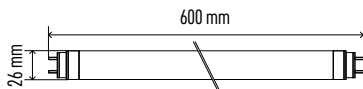


Z73211

10/-/-/10

Z73212

10/-/-/10

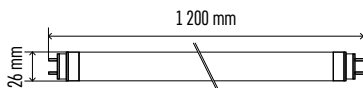


Z73221

10/-/-/10

Z73222

10/-/-/10

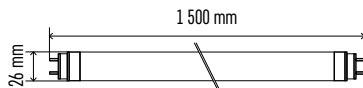


Z73231

10/-/-/10

Z73232

10/-/-/10



Type	EAN	Power	Luminous Flux	CCT	PF	Luminous Efficacy	Diameter / D
Z73211	8592920066669	9 W	1 350 lm	4 000 K	0.9	150 lm/W	ø 26 mm / 600 mm
Z73212	8592920066676	9 W	1 350 lm	6 000 K	0.9	150 lm/W	ø 26 mm / 600 mm
Z73221	8592920066683	15 W	2 250 lm	4 000 K	0.9	150 lm/W	ø 26 mm / 1 200 mm
Z73222	8592920066690	15 W	2 250 lm	6 000 K	0.9	150 lm/W	ø 26 mm / 1 200 mm
Z73231	8592920066706	22 W	3 300 lm	4 000 K	0.9	150 lm/W	ø 26 mm / 1 500 mm
Z73232	8592920066713	22 W	3 300 lm	6 000 K	0.9	150 lm/W	ø 26 mm / 1 500 mm

PROFI

PROFI LED tubes are designed as a full replacement for fluorescent tubes and are characterised by luminous efficacy of up to 100 lm/W.

Main benefits:

- high energy savings
- increased lifetime
- extended 3-year warranty

Areas of use: administrative and industrial spaces.

Lifetime	25 000 hours
CRI	> 80
Material	glass with film
Lamp base	G13

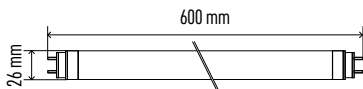


Z73071

10/-/-/10

Z73072

10/-/-/10

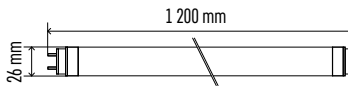


Z73081

10/-/-/10

Z73082

10/-/-/10

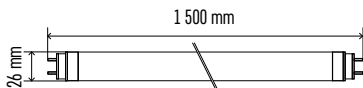


Z73091

10/-/-/10

Z73092

10/-/-/10



Type	EAN	Power	Luminous Flux	Equivalent Power	CCT	PF	Luminous Efficacy	Diameter / D
Z73071	8592920006207	9 W	900 lm	18 W	4 000 K	0.9	100 lm/W	ø 26 mm / 600 mm
Z73072	8592920006214	9 W	900 lm	18 W	6 000 K	0.9	100 lm/W	ø 26 mm / 600 mm
Z73081	8592920006221	18 W	1 800 lm	36 W	4 000 K	0.9	100 lm/W	ø 26 mm / 1 200 mm
Z73082	8592920006238	18 W	1 800 lm	36 W	6 000 K	0.9	100 lm/W	ø 26 mm / 1 200 mm
Z73091	8592920006245	24 W	2 300 lm	58 W	4 000 K	0.9	96 lm/W	ø 26 mm / 1 500 mm
Z73092	8592920006252	24 W	2 300 lm	58 W	6 000 K	0.9	96 lm/W	ø 26 mm / 1 500 mm

BASIC

BASIC LED tubes are designed as a replacement for standard fluorescent tubes and are characterised by luminous efficacy of up to 100 lm/W.

Main benefits:

- high energy savings
- long lifetime
- excellent price/quality ratio

Areas of use: administrative and industrial spaces.

Lifetime	20 000 hours
CRI	> 80
Material	glass
Lamp base	G13

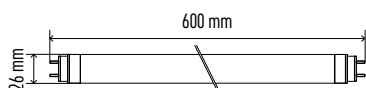


Z73111

25/-/-/25

Z73112

25/-/-/25

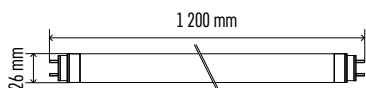


Z73121

25/-/-/25

Z73122

25/-/-/25

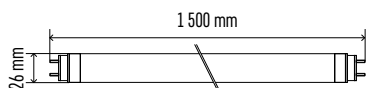


Z73131

25/-/-/25

Z73132

25/-/-/25



Type	EAN	Power	Luminous Flux	Equivalent Power	CCT	PF	Luminous Efficacy	Diameter / D
Z73111	8592920058343	9 W	900 lm	18 W	4 100 K	0.5	100 lm/W	ø 26 mm / 600 mm
Z73112	8592920058367	9 W	900 lm	18 W	6 500 K	0.5	100 lm/W	ø 26 mm / 600 mm
Z73121	8592920058381	18 W	1 800 lm	36 W	4 100 K	0.5	100 lm/W	ø 26 mm / 1 200 mm
Z73122	8592920058404	18 W	1 800 lm	36 W	6 500 K	0.5	100 lm/W	ø 26 mm / 1 200 mm
Z73131	8592920058428	24 W	2 400 lm	58 W	4 100 K	0.5	100 lm/W	ø 26 mm / 1 500 mm
Z73132	8592920058442	24 W	2 400 lm	58 W	6 500 K	0.5	100 lm/W	ø 26 mm / 1 500 mm

PENDANT LAMP HOLDERS

Material

pressed sheet
+ aluminium

Lamp base

E27

3
YEARS
WARRANTY

Pendant lamp holders for light bulbs with E27 base for creating a pleasant atmosphere in the household, bar or restaurant.

Main benefits:

- attractive design
- suitable combination with Vintage light bulbs
- option to install lamp shade of choice

Areas of use: illumination of modern interiors and spaces in bars, restaurants and households.



ZC3000

1/-/10/20



ZC3100

1/-/10/20



ZC3200

1/-/10/20



Type	EAN	Lamp Base	Diameter / D
ZC3000	8592920068762	E27	ø 10 × 100 cm
ZC3100	8592920068779	E27	ø 10 × 100 cm
ZC3200	8592920068786	E27	ø 10 × 100 cm

VINTAGE

Lifetime

25 000 hours

CRI

> 80

Perfect visual replacement for incandescent light bulbs. Create a particularly attractive look when combined with pendant lamp holders.

A++

A+

3
YEARS
WARRANTY



Type	EAN	Power	Luminous Flux	CCT	Lamp Base	Equivalent Power	Luminous Efficacy	Energy Class	Packaging	Photo
Z74300	8592920035665	2 W	170 lm	2 200 K	E14	18 W	85 lm/W	A++	1/-/10/40	1
Z74305	8592920077016	2 W	170 lm	2 200 K	E14	18 W	85 lm/W	A++	1/-/10/100	2
Z74306	8592920077047	2 W	170 lm	2 200 K	E27	18 W	85 lm/W	A++	1/-/10/100	3
Z74301	8592920035696	4 W	380 lm	2 200 K	E27	34 W	95 lm/W	A+	1/-/10/40	4
Z74302	8592920035726	4 W	380 lm	2 200 K	E27	34 W	95 lm/W	A+	1/-/10/40	5
Z74303	8592920035757	4 W	380 lm	2 200 K	E27	34 W	95 lm/W	A+	1/-/1/8	6
Z74304	8592920035788	4 W	380 lm	2 200 K	E27	34 W	95 lm/W	A+	1/-/1/8	7

LED FILAMENT

Lifetime	25 000 hours
CRI	> 80

Filament light bulbs represent the pinnacle among LED light bulbs available on the market today. They offer maximum luminous efficacy and serve as the perfect replacement for incandescent light bulbs.

Main benefits:

- replacement for classic incandescent light bulb
- high luminous efficacy of up to 134 lm/W
- energy savings

Areas of use: illumination of modern interiors, households and representative spaces.



A++

3 YEARS WARRANTY

Type	EAN	Power	Luminous Flux	CCT	Lamp Base	Equivalent Power	Luminous Efficacy	Dimmable	Energy Class	Packaging	Photo
Z74221	8592920068311	4 W	470 lm	2 700 K	E27	40 W	118 lm/W	no	A++	1/-/10/40	1
Z74222	8592920071229	4 W	470 lm	4 100 K	E27	40 W	118 lm/W	no	A++	1/-/10/40	1
Z74260	8592920030554	6 W	806 lm	2 700 K	E27	60 W	134 lm/W	no	A++	1/-/10/40	1
Z74260.2	8592920046821	6 W	806 lm	2 700 K	E27	60 W	134 lm/W	no	A++	2/-/8/48	1
Z74265	8592920044308	6.5 W	806 lm	2 700 K	E27	60 W	124 lm/W	no	A++	1/-/10/40	2
Z74261	8592920044247	6 W	806 lm	4 100 K	E27	60 W	134 lm/W	no	A++	1/-/10/40	1
Z74270	8592920030585	8 W	1 060 lm	2 700 K	E27	75 W	132 lm/W	no	A++	1/-/10/40	1
Z74270D	8592920066782	8.5 W	1 060 lm	2 700 K	E27	75 W	125 lm/W	yes	A++	1/-/10/40	1
Z74275	8592920044339	8.5 W	1 060 lm	2 700 K	E27	75 W	125 lm/W	no	A++	1/-/10/40	2
Z74271	8592920044278	8 W	1 060 lm	4 100 K	E27	75 W	132 lm/W	no	A++	1/-/10/40	1
Z74280	8592920053812	12 W	1 521 lm	2 700 K	E27	100 W	127 lm/W	no	A++	1/-/10/30	1
Z74281	8592920057001	12 W	1 521 lm	4 100 K	E27	100 W	126 lm/W	no	A++	1/-/10/30	1



A++

A+

3 YEARS WARRANTY

Type	EAN	Power	Luminous Flux	CCT	Lamp Base	Equivalent Power	Luminous Efficacy	Energy Class	Packaging	Photo
Z74200	8592920080542	2 W	250 lm	2 700 K	E14	25 W	125 lm/W	A++	1/-/10/60	1
Z74201	8592920080573	2 W	250 lm	4 100 K	E14	25 W	125 lm/W	A++	1/-/10/60	1
Z74210	8592920006269	4 W	465 lm	2 700 K	E14	40 W	116 lm/W	A++	1/-/10/60	1
Z74215	8592920044957	4 W	465 lm	2 700 K	E14	40 W	116 lm/W	A++	1/-/10/60	2
Z74214	8592920044926	4 W	465 lm	4 100 K	E14	40 W	116 lm/W	A++	1/-/10/60	1
Z74217	8592920083048	6 W	630 lm	2 700 K	E14	50 W	105 lm/W	A+	1/-/10/60	1
Z74218	8592920083079	6 W	630 lm	4 000 K	E14	50 W	105 lm/W	A+	1/-/10/60	1



A++

3
YEARS
WARRANTY

Type	EAN	Power	Luminous Flux	CCT	Lamp Base	Equivalent Power	Luminous Efficacy	Energy Class	Packaging	Photo
Z74235	8592920080603	2 W	250 lm	2 700 K	E14	25 W	125 lm/W	A++	1/-/10/60	1
Z74236	8592920080634	2 W	250 lm	4 100 K	E14	25 W	125 lm/W	A++	1/-/10/60	1
Z74230	8592920016718	4 W	465 lm	2 700 K	E14	40 W	116 lm/W	A++	1/-/10/60	1
Z74234	8592920045251	4 W	465 lm	2 700 K	E14	40 W	116 lm/W	A++	1/-/10/60	2
Z74231	8592920045220	4 W	465 lm	4 100 K	E14	40 W	116 lm/W	A++	1/-/10/60	1
Z74245	8592920080665	2 W	250 lm	2 700 K	E27	25 W	125 lm/W	A++	1/-/10/60	3
Z74246	8592920080696	2 W	250 lm	4 100 K	E27	25 W	125 lm/W	A++	1/-/10/60	3
Z74240	8592920016749	4 W	465 lm	2 700 K	E27	40 W	116 lm/W	A++	1/-/10/60	3
Z74244	8592920045312	4 W	465 lm	2 700 K	E27	40 W	116 lm/W	A++	1/-/10/60	4
Z74241	8592920045282	4 W	465 lm	4 100 K	E27	40 W	116 lm/W	A++	1/-/10/60	3

LED CLASSIC (HIGH CRI)

Lifetime

30 000 hours

CRI

> 95

LED CLASSIC light bulbs with CRI higher than 95 provide outstanding colour quality. CRI (colour rendering index) determines the ability of a light source to reveal the colours of various objects faithfully in comparison with an ideal or natural light source. The higher the index, the closer the lighting is to sunlight.

Main benefits:

- positive effects on human eyesight and health
- better concentration on work and lower error rate
- better perception of colour contrast

Areas of use: lighting mirrors, bathrooms and living rooms; cultural, commercial and relaxation spaces.

CRI > 96



CRI < 60



A+

3
YEARS
WARRANTY

Type	EAN	Power	Luminous Flux	CCT	Lamp Base	Equivalent Power	Luminous Efficacy	Energy Class	Packaging	Photo
Z05147	8592920075746	10 W	806 lm	2 700 K	E27	60 W	81 lm/W	A+	1/-/10/80	1
Z05147.4	8592920075845	10 W	806 lm	2 700 K	E27	60 W	81 lm/W	A+	4/-/16/64	1
Z05148	8592920075876	10 W	806 lm	4 100 K	E27	60 W	81 lm/W	A+	1/-/10/80	1
Z05148.4	8592920075906	10 W	806 lm	4 100 K	E27	60 W	81 lm/W	A+	4/-/16/64	1
Z05157	8592920082577	12.5 W	1 060 lm	2 700 K	E27	75 W	85 lm/W	A+	1/-/10/80	2
Z05158	8592920082607	12.5 W	1 060 lm	4 000 K	E27	75 W	85 lm/W	A+	1/-/10/80	2
Z03227	8592920082638	6 W	470 lm	2 700 K	E14	40 W	78 lm/W	A+	1/-/10/60	3
Z03228	8592920082669	6 W	470 lm	4 000 K	E14	40 W	78 lm/W	A+	1/-/10/60	3
Z01223	8592920082690	6 W	470 lm	2 700 K	E14	40 W	78 lm/W	A+	1/-/10/100	4
Z01224	8592920082720	6 W	470 lm	4 000 K	E14	40 W	78 lm/W	A+	1/-/10/100	4
Z08353	8592920082751	7 W	560 lm	2 700 K	GU10	45 W	80 lm/W	A+	1/-/10/60	5
Z08354	8592920082782	7 W	560 lm	4 000 K	GU10	45 W	80 lm/W	A+	1/-/10/60	5

LED CLASSIC

Lifetime 25 000–35 000 hours

CRI > 80



Type	EAN	Power	Luminous Flux	CCT	Lamp Base	Equivalent Power	Luminous Efficacy	Dimmable	Energy Class	Lifetime	Packaging	Photo
ZQ5120	8592920080757	6 W	470 lm	2 700 K	E27	40 W	78 lm/W	no	A+	30 000 hours	1/-/10/80	1
ZQ5121	8592920080788	6 W	470 lm	4 100 K	E27	40 W	78 lm/W	no	A+	30 000 hours	1/-/10/80	1
ZQ5122	8592920080818	6 W	470 lm	6 500 K	E27	40 W	78 lm/W	no	A+	30 000 hours	1/-/10/80	1
ZQ5130	8592920044391	8 W	645 lm	2 700 K	E27	50 W	81 lm/W	no	A+	30 000 hours	1/-/10/80	1
ZQ5131	8592920044421	8 W	645 lm	4 100 K	E27	50 W	81 lm/W	no	A+	30 000 hours	1/-/10/80	1
ZQ5140	8592920044452	9 W	806 lm	2 700 K	E27	60 W	90 lm/W	no	A+	30 000 hours	1/-/10/80	1
ZQ5140.3	8592920044483	9 W	806 lm	2 700 K	E27	60 W	90 lm/W	no	A+	30 000 hours	3/-/12/72	1
ZQ5140.6	8592920054970	9 W	806 lm	2 700 K	E27	60 W	90 lm/W	no	A+	30 000 hours	6/-/172	1
ZQ5140W	8592920076989	9 W	806 lm	2 700 K	E27	60 W	90 lm/W	yes, 3 steps	A+	30 000 hours	1/-/10/80	5
ZQ5141	8592920044513	9 W	806 lm	4 100 K	E27	60 W	90 lm/W	no	A+	30 000 hours	1/-/10/80	1
ZQ5141.3	8592920053737	9 W	806 lm	4 100 K	E27	60 W	90 lm/W	no	A+	30 000 hours	3/-/12/72	1
ZQ5141.6	8592920076071	9 W	806 lm	4 100 K	E27	60 W	90 lm/W	no	A+	30 000 hours	6/-/172	1
ZQ5142	8592920044568	9 W	806 lm	6 500 K	E27	60 W	90 lm/W	no	A+	30 000 hours	1/-/10/80	1
ZQ5150	8592920044681	10.5 W	1 060 lm	2 700 K	E27	75 W	101 lm/W	no	A+	30 000 hours	1/-/10/40	4
ZQ5150.3	8592920064801	10.5 W	1 060 lm	2 700 K	E27	75 W	101 lm/W	no	A+	30 000 hours	3/-/12/72	1
ZL4206	8592920044360	11.5 W	1 060 lm	2 700 K	E27	75 W	92 lm/W	yes, 3 steps	A+	30 000 hours	1/-/10/80	2
ZQ5150P	8592920080979	7.5 W	1 060 lm	2 700 K	E27	75 W	141 lm/W	no	A++	35 000 hours	1/-/10/40	1
ZQ5151	8592920044711	10.5 W	1 060 lm	4 100 K	E27	75 W	101 lm/W	no	A+	30 000 hours	1/-/10/40	4
ZQ5151.3	8592920064832	10.5 W	1 060 lm	4 100 K	E27	75 W	101 lm/W	no	A+	30 000 hours	3/-/12/72	1
ZQ5151P	8592920081006	7.5 W	1 060 lm	4 100 K	E27	75 W	141 lm/W	no	A++	35 000 hours	1/-/10/40	1
ZQ5152	8592920044742	10.5 W	1 060 lm	6 500 K	E27	75 W	101 lm/W	no	A+	30 000 hours	1/-/10/40	4
ZQ5160	8592920044773	14 W	1 521 lm	2 700 K	E27	100 W	109 lm/W	no	A+	30 000 hours	1/-/10/40	4
ZQ5160.3	8592920079942	14 W	1 521 lm	2 700 K	E27	100 W	109 lm/W	no	A+	30 000 hours	3/-/12/48	4
ZQ5161	8592920044803	14 W	1 521 lm	4 100 K	E27	100 W	109 lm/W	no	A+	30 000 hours	1/-/10/40	4
ZQ5161.3	8592920079973	14 W	1 521 lm	4 100 K	E27	100 W	109 lm/W	no	A+	30 000 hours	3/-/12/48	4
ZQ5162	8592920064276	14 W	1 521 lm	6 500 K	E27	100 W	109 lm/W	no	A+	30 000 hours	1/-/10/40	4
ZQ5170	8592920075470	18 W	1 921 lm	2 700 K	E27	120 W	107 lm/W	no	A+	25 000 hours	1/-/10/40	3
ZQ5171	8592920075500	18 W	1 921 lm	4 100 K	E27	120 W	107 lm/W	no	A+	25 000 hours	1/-/10/40	3
ZQ5172	8592920075531	18 W	1 921 lm	6 500 K	E27	120 W	107 lm/W	no	A+	25 000 hours	1/-/10/40	3
ZQ5180	8592920044834	20 W	2 452 lm	2 700 K	E27	150 W	123 lm/W	no	A+	30 000 hours	1/-/10/40	3
ZQ5181	8592920044865	20 W	2 452 lm	4 100 K	E27	150 W	123 lm/W	no	A+	30 000 hours	1/-/10/40	3
ZQ5182	8592920064306	20 W	2 452 lm	6 500 K	E27	150 W	123 lm/W	no	A+	30 000 hours	1/-/10/40	3

LED CLASSIC

Lifetime

30 000 hours

CRI

> 80



A+

3
YEARS
WARRANTY

Type	EAN	Power	Luminous Flux	CCT	Lamp Base	Equivalent Power	Luminous Efficacy	Sensor	Energy Class	Packaging	Photo
ZQ5140M	8592920068250	9 W	806 lm	2 700 K	E27	60 W	90 lm/W	Microwave sensor	A+	1/-/10/40	1
ZQ5140L	8592920068281	9 W	806 lm	2 700 K	E27	60 W	90 lm/W	Daylight sensor	A+	1/-/10/40	1



A+

3
YEARS
WARRANTY

Type	EAN	Power	Luminous Flux	CCT	Lamp Base	Equivalent Power	Luminous Efficacy	Energy Class	Packaging	Photo
ZQ3210	8592920044988	4 W	330 lm	2 700 K	E14	30 W	83 lm/W	A+	1/-/10/60	1
ZQ3211	8592920045015	4 W	330 lm	4 100 K	E14	30 W	83 lm/W	A+	1/-/10/60	1
ZQ3110	8592920045046	4 W	330 lm	2 700 K	E27	30 W	83 lm/W	A+	1/-/10/60	2
ZQ3111	8592920045077	4 W	330 lm	4 100 K	E27	30 W	83 lm/W	A+	1/-/10/60	2
ZQ3220	8592920045107	6 W	470 lm	2 700 K	E14	40 W	78 lm/W	A+	1/-/10/60	1
ZQ3220.3	8592920064863	6 W	470 lm	2 700 K	E14	40 W	78 lm/W	A+	3/-/30/90	1
ZQ3220T	8592920085493	6 W	470 lm	2 700 K	E14	40 W	78 lm/W	A+	1/-/10/60	1
ZQ3221	8592920045138	6 W	470 lm	4 100 K	E14	40 W	78 lm/W	A+	1/-/10/60	1
ZQ3221.3	8592920064894	6 W	470 lm	4 100 K	E14	40 W	78 lm/W	A+	3/-/30/90	1
ZQ3222	8592920045169	6 W	470 lm	6 500 K	E14	40 W	78 lm/W	A+	1/-/10/60	1
ZQ3230	8592920076330	8 W	806 lm	2 700 K	E14	60 W	101 lm/W	A+	1/-/10/60	1
ZQ3231	8592920076347	8 W	806 lm	4 100 K	E14	60 W	101 lm/W	A+	1/-/10/60	1



A+

3
YEARS
WARRANTY

Type	EAN	Power	Luminous Flux	CCT	Lamp Base	Equivalent Power	Luminous Efficacy	Energy Class	Packaging	Photo
ZQ1210	8592920045343	4 W	330 lm	2 700 K	E14	30 W	83 lm/W	A+	1/-/10/100	1
ZQ1211	8592920045374	4 W	330 lm	4 100 K	E14	30 W	83 lm/W	A+	1/-/10/100	1
ZQ1110	8592920045404	4 W	330 lm	2 700 K	E27	30 W	83 lm/W	A+	1/-/10/100	2
ZQ1111	8592920045435	4 W	330 lm	4 100 K	E27	30 W	83 lm/W	A+	1/-/10/100	2
ZQ1220	8592920045466	6 W	470 lm	2 700 K	E14	40 W	78 lm/W	A+	1/-/10/100	1
ZQ1221	8592920045527	6 W	470 lm	4 100 K	E14	40 W	78 lm/W	A+	1/-/10/100	1
ZQ1222	8592920045589	6 W	470 lm	6 500 K	E14	40 W	78 lm/W	A+	1/-/10/100	1
ZQ1120	8592920045497	6 W	470 lm	2 700 K	E27	40 W	78 lm/W	A+	1/-/10/100	2
ZQ1121	8592920045558	6 W	470 lm	4 100 K	E27	40 W	78 lm/W	A+	1/-/10/100	2
ZQ1122	8592920045619	6 W	470 lm	6 500 K	E27	40 W	78 lm/W	A+	1/-/10/100	2
ZQ1230	8592920076354	8 W	806 lm	2 700 K	E14	60 W	101 lm/W	A+	1/-/10/100	1
ZQ1231	8592920076361	8 W	806 lm	4 100 K	E14	60 W	101 lm/W	A+	1/-/10/100	1
ZQ1130	8592920076378	8 W	806 lm	2 700 K	E27	60 W	101 lm/W	A+	1/-/10/100	2
ZQ1131	8592920076385	8 W	806 lm	4 100 K	E27	60 W	101 lm/W	A+	1/-/10/100	2

LED CLASSIC



A+

3 YEARS WARRANTY

Type	EAN	Power	Luminous Flux	CCT	Lamp Base	Equivalent Power	Luminous Efficacy	Energy Class	Packaging	Photo
ZQ2150	8592920045671	11.5 W	1 060 lm	2 700 K	E27	75 W	92 lm/W	A+	1/-/5/10	1
ZQ2151	8592920045701	11.5 W	1 060 lm	4 100 K	E27	75 W	92 lm/W	A+	1/-/5/10	1
ZQ2180	8592920045732	18 W	1 521 lm	2 700 K	E27	100 W	85 lm/W	A+	1/-/9	1
ZQ2181	8592920045763	18 W	1 521 lm	4 100 K	E27	100 W	85 lm/W	A+	1/-/9	1
ZQ7220	8592920045794	6 W	470 lm	2 700 K	E14	40 W	78 lm/W	A+	1/-/10/60	2
ZQ7221	8592920045824	6 W	470 lm	4 100 K	E14	40 W	78 lm/W	A+	1/-/10/60	2
ZQ7140	8592920045855	10 W	806 lm	2 700 K	E27	60 W	81 lm/W	A+	1/10/-/80	3
ZQ7141	8592920045886	10 W	806 lm	4 100 K	E27	60 W	81 lm/W	A+	1/-/10/80	3



STEP DIMMABLE
100% | 50% | 10%



A+

3 YEARS WARRANTY

Type	EAN	Power	Luminous Flux	CCT	Lamp Base	Equivalent Power	Luminous Efficacy	Dimmable	Energy Class	Lifetime	Packaging	Photo
ZQ8340	8592920045916	4.5 W	350 lm	3 000 K	GU10	32 W	78 lm/W	no	A+	30 000 hours	1/-/10/100	1
ZQ8340.3	8592920045947	4.5 W	350 lm	3 000 K	GU10	32 W	78 lm/W	no	A+	30 000 hours	3/-/30/120	1
ZQ8341	8592920045978	4.5 W	350 lm	4 100 K	GU10	32 W	78 lm/W	no	A+	30 000 hours	1/-/10/100	1
ZQ8342	8592920046005	4.5 W	350 lm	6 500 K	GU10	32 W	78 lm/W	no	A+	30 000 hours	1/-/10/100	1
ZQ8350	8592920046036	5.5 W	465 lm	3 000 K	GU10	40 W	85 lm/W	no	A+	30 000 hours	1/-/10/100	1
ZQ8351	8592920046067	5.5 W	465 lm	4 100 K	GU10	40 W	85 lm/W	no	A+	30 000 hours	1/-/10/100	1
ZL4301	8592920029510	6 W	510 lm	3 000 K	GU10	42 W	85 lm/W	yes, 3 steps	A+	30 000 hours	1/-/10/100	2
ZL4780	8592920029398	6.3 W	590 lm	4 100 K	GU10	47 W	94 lm/W	no	A+	30 000 hours	1/-/10/100	3
ZQ8370	8592920084601	9 W	806 lm	3 000 K	GU10	60 W	90 lm/W	no	A+	30 000 hours	1/-/10/100	1
ZQ8370.3	8592920084748	9 W	806 lm	3 000 K	GU10	60 W	90 lm/W	no	A+	30 000 hours	3/-/30/90	1
ZQ8371	8592920084632	9 W	806 lm	4 000 K	GU10	60 W	90 lm/W	no	A+	30 000 hours	1/-/10/100	1
ZQ8371.3	8592920084779	9 W	806 lm	4 000 K	GU10	60 W	90 lm/W	no	A+	30 000 hours	3/-/30/90	1
ZQ8372	8592920084663	9 W	806 lm	6 500 K	GU10	60 W	90 lm/W	no	A+	30 000 hours	1/-/10/100	1
ZQ8333	8592920056028	4.2 W	400 lm	3 000 K	GU10	35 W	95 lm/W	no	A+	30 000 hours	1/-/10/60	4
ZQ8334	8592920056059	4.2 W	400 lm	4 100 K	GU10	35 W	95 lm/W	no	A+	30 000 hours	1/-/10/60	4
ZQ8335	8592920056080	4.2 W	400 lm	6 500 K	GU10	35 W	95 lm/W	no	A+	30 000 hours	1/-/10/60	4
ZQ8433	8592920056110	4.5 W	400 lm	3 000 K	GU5.3	35 W	89 lm/W	no	A+	30 000 hours	1/-/10/60	5
ZQ8434	8592920056141	4.5 W	400 lm	4 100 K	GU5.3	35 W	89 lm/W	no	A+	30 000 hours	1/-/10/60	5

LED MINI G9 (230V)/G4 (12V)

Lifetime 30 000 hours
CRI > 80



A++

3
YEARS
WARRANTY

Type	EAN	Power	Luminous Flux	CCT	Lamp Base	Equivalent Power	Luminous Efficacy	Energy Class	Packaging	Photo
ZQ9522	8592920046364	2.5 W	225 lm	3 000 K	G9	23 W	90 lm/W	A++	1/-/20/160	1
ZQ9523	8592920046395	2.5 W	225 lm	4 100 K	G9	23 W	90 lm/W	A++	1/-/20/160	1
ZQ9530	8592920046425	3.5 W	330 lm	3 000 K	G9	30 W	94 lm/W	A++	1/-/20/160	2
ZQ9531	8592920046456	3.5 W	330 lm	4 100 K	G9	30 W	94 lm/W	A++	1/-/20/160	2
ZQ9532	8592920064368	3.5 W	330 lm	6 500 K	G9	30 W	94 lm/W	A++	1/-/20/160	3
ZQ9540	8592920046487	4.5 W	465 lm	3 000 K	G9	40 W	103 lm/W	A++	1/-/20/120	3
ZQ9541	8592920046517	4.5 W	465 lm	4 100 K	G9	40 W	103 lm/W	A++	1/-/20/120	3
ZQ9520	8592920046548	2 W	225 lm	3 000 K	G9	23 W	113 lm/W	A++	1/-/20/160	4
ZQ9521	8592920046579	2 W	225 lm	4 100 K	G9	23 W	113 lm/W	A++	1/-/20/160	4
ZQ8620	8592920046661	2 W	210 lm	3 000 K	G4	22 W	105 lm/W	A++	1/-/20/240	5
ZQ8621	8592920046692	2 W	210 lm	4 100 K	G4	22 W	105 lm/W	A++	1/-/20/240	5
ZQ9140	8592920068359	4.5 W	465 lm	3 000 K	E14	40 W	103 lm/W	A++	1/-/20/120	6
ZQ9141	8592920068380	4.5 W	465 lm	4 100 K	E14	40 W	103 lm/W	A++	1/-/20/120	6

HIGH-OUTPUT LEDS

Lifetime 30 000 hours
CRI > 80



A+

3
YEARS
WARRANTY

Type	EAN	Power	Luminous Flux	CCT	Lamp Base	Equivalent Power	Luminous Efficacy	Energy Class	Packaging	Photo
ZL5751	8592920058572	46 W	4 850 lm	4 100 K	E27	270 W	105 lm/W	A+	1/-/-/8	1
ZL5754	8592920058596	46 W	4 850 lm	4 100 K	E40	270 W	105 lm/W	A+	1/-/-/8	2

FRIDGE LIGHT BULB



A++

3
YEARS
WARRANTY

Type	EAN	Power	Luminous Flux	CCT	Lamp Base	Equivalent Power	Luminous Efficacy	Energy Class	Packaging	Photo
Z6913	8592920064399	1.6 W	115 lm	4 100 K	E14	13 W	72 lm/W	A++	1/-/10/100	1

G1110	90	ZD1312	42	ZM3412	59	ZR3412D	31	ZS2740	11
G1120	88	ZD1321	43	ZM3413	59	ZR3412E	31	ZS2741	17
G1125	88	ZD1322	43	ZM4101	60	ZR3422	31	ZS2811	23
G1130	89	ZD2121	46	ZM4102	60	ZR3422D	31	ZS2821	23
G1150	89	ZD2122	46	ZM4103	60	ZR3422E	31	ZS2831	23
G1160	89	ZD2131	46	ZM4104	60	ZR3532	29	ZS2910	13
G1180	90	ZD2132	46	ZM4111	61	ZR5412	34	ZS2911	15
G1190	90	ZD2141	46	ZM4112	61	ZR5412E	34	ZS2920	13
G1210	90	ZD2142	46	ZM4113	61	ZR5421	34	ZS2921	15
G1240	88	ZD2151	46	ZM4114	61	ZR5421E	34	ZS2930	13
Z73071	93	ZD2152	46	ZM4301	60	ZR5422	34	ZS2931	15
Z73072	93	ZD2222	47	ZM4302	60	ZR5422E	34	ZS2940	13
Z73081	93	ZD2232	47	ZM4303	60	ZR7612	33	ZS2941	15
Z73082	93	ZD2242	47	ZM4304	60	ZR7612E	33	ZS3321	22
Z73091	93	ZD3121	66	ZM4311	61	ZR8412	35	ZS3331	22
Z73092	93	ZD3122	66	ZM4312	61	ZR8412E	35	ZS3341	22
Z73111	94	ZD3141	66	ZM4313	61	ZR9001	36	ZS9010	9
Z73112	94	ZD3142	66	ZM4314	61	ZR9002	36	ZS9010	18
Z73121	94	ZD3221	67	ZM5121	48	ZR9010	36	ZS9020	18
Z73122	94	ZD3222	67	ZM5122	48	ZR9011	36	ZS9030	18
Z73131	94	ZD3241	67	ZM5131	48	ZR9020	36	ZS9510	19
Z73132	94	ZD3242	67	ZM5132	48	ZR9021	36	ZT1320	78
Z73211	92	ZD3520	68	ZM5141	48	ZR9034	36	ZT1320D	78
Z73212	92	ZD3521	68	ZM5142	48	ZR9035	36	ZT1320E	78
Z73221	92	ZD3530	68	ZM5151	48	ZR9080	36	ZT1330	78
Z73222	92	ZD3530S	68	ZM5152	48	ZR9310	36	ZT1420	78
Z73231	92	ZD3531	68	ZM5164	55	ZS2110	87	ZT1420D	78
Z73232	92	ZD3531S	68	ZM5222	49	ZS2111	86	ZT1420E	78
Z73551	91	ZD3560	70	ZM5232	49	ZS2120	87	ZT1430	78
Z73552	91	ZD3561	70	ZM5242	49	ZS2121	86	ZT3020	80
Z73561	91	ZD3570	70	ZM6121	50	ZS2130	87	ZT3120	80
Z73562	91	ZD3571	70	ZM6122	50	ZS2131	86	ZT3220	80
Z73571	91	ZD3620	69	ZM6131	50	ZS2140	87	ZT4020	79
Z73572	91	ZD3621	69	ZM6132	50	ZS2141	86	ZT4120	79
ZC0101	82	ZD3630	69	ZM6141	50	ZS221.2	21	ZT4220	79
ZC0102	82	ZD3630S	69	ZM6142	50	ZS2231.2	21	ZU1110.12	76
ZC0103	83	ZD3631	69	ZM6151	50	ZS2410	6	ZU1110.6	76
ZC0104	83	ZD3631S	69	ZM6152	50	ZS2420	6	ZU1110.9	76
ZC0105	84	ZD3660	71	ZM6222	51	ZS2430	6	ZU1115.12	76
ZC0106	84	ZD3661	71	ZM6232	51	ZS2450	7	ZU1115.6	76
ZC0107	84	ZD3670	71	ZM6242	51	ZS2460	7	ZU1115.9	76
ZC0108	81	ZD3671	71	ZM7141	57	ZS2470	7	ZU1120.12	77
ZC0109	81	ZD5112	72	ZM7142	57	ZS2510	12	ZU1120.6	77
ZC0110	81	ZD5222	72	ZR1412	30	ZS2511	14	ZU1120.9	77
ZC0111	81	ZD5232	72	ZR1412D	30	ZS2520	12	ZU9900	77
ZC0113	85	ZD6002	73	ZR1412E	30	ZS2521	14	ZV1111	40
ZC0114	85	ZD6102	73	ZR1422	30	ZS2530	12	ZV1112	40
ZC0115	85	ZD6112	73	ZR1422D	30	ZS2531	14	ZV1122	40
ZC0116	85	ZD6212	73	ZR1422E	30	ZS2540	12	ZV1131	40
ZC0117	85	ZM3010	63	ZR1433	27	ZS2541	14	ZV1132	40
ZC3000	95	ZM3011	63	ZR1433D	27	ZS2610	8	ZV1142	40
ZC3100	95	ZM3020	63	ZR1433E	27	ZS2611	16	ZV1152	40
ZC3200	95	ZM3021	63	ZR1512	28	ZS2620	8	ZV2111	41
ZD1121	44	ZM3130	62	ZR1512D	28	ZS2621	16	ZV2112	41
ZD1122	44	ZM3131	62	ZR1512E	28	ZS2630	8	ZV2122	41
ZD1131	44	ZM3230	62	ZR1532	28	ZS2631	16	ZV2131	41
ZD1132	44	ZM3231	62	ZR1612	26	ZS2640	8	ZV2132	41
ZD1141	44	ZM3301	59	ZR1612D	26	ZS2641	16	ZV2142	41
ZD1142	44	ZM3302	59	ZR1612E	26	ZS2650	9	ZV2152	41
ZD1151	44	ZM3303	59	ZR1622	26	ZS2710	11	ZZ1230T	37
ZD1152	44	ZM3304	59	ZR1622D	26	ZS2711	17	ZZ2045T	37
ZD1222	45	ZM3401	59	ZR1622E	26	ZS2720	11	ZZ3060T	37
ZD1232	45	ZM3402	59	ZR2212	32	ZS2721	17	ZZ4070D	37
ZD1242	45	ZM3403	59	ZR2212E	32	ZS2730	11	ZZ409BD	37
ZD1311	42	ZM3404	59	ZR3412	31	ZS2731	17		



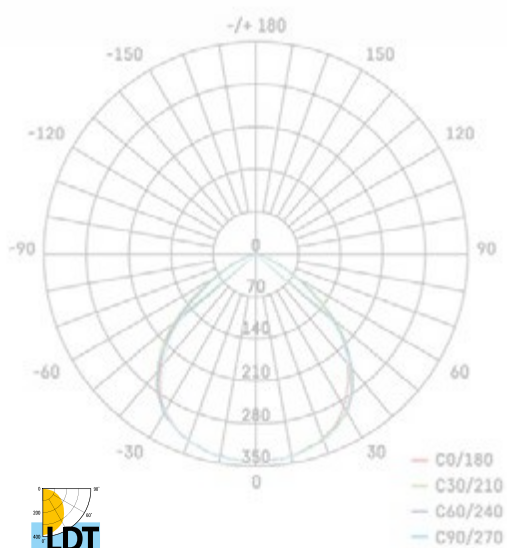
LED Floodlights		L70 Lifetime	L80 Lifetime	L90 Lifetime
1531241010	ZS2410	75 000	50 000	25 000
1531241020	ZS2420	75 000	50 000	25 000
1531241030	ZS2430	75 000	50 000	25 000
1531241050	ZS2450	75 000	50 000	25 000
1531241060	ZS2460	75 000	50 000	25 000
1531241070	ZS2470	75 000	50 000	25 000
1531261010	ZS2610	60 000	40 000	20 000
1531261020	ZS2620	60 000	40 000	20 000
1531261030	ZS2630	60 000	40 000	20 000
1531261040	ZS2640	60 000	40 000	20 000
1531261050	ZS2650	45 000	30 000	15 000
1531271010	ZS2710	60 000	40 000	20 000
1531271020	ZS2720	60 000	40 000	20 000
1531271030	ZS2730	60 000	40 000	20 000
1531271040	ZS2740	60 000	40 000	20 000



LED Panels		L70 Lifetime	L80 Lifetime	L90 Lifetime
1544103421	ZR1622	70 000	50 000	25 000
1544103420	ZR1612	70 000	50 000	25 000
1544104032	ZR1433	60 000	40 000	20 000
1544104820	ZR1532	60 000	40 000	20 000
1544104026	ZR1512	60 000	40 000	20 000
1544204820	ZR3532	60 000	40 000	20 000
1541402200	ZR1422	60 000	40 000	20 000
1541401210	ZR1412	60 000	40 000	20 000
1541402210	ZR3422	60 000	40 000	20 000
1541401200	ZR3412	60 000	40 000	20 000
1541181200	ZR2212	60 000	40 000	20 000
1544103620	ZR7612	45 000	30 000	15 000
1544104021	ZR5422	45 000	30 000	15 000
1544104010	ZR5421	45 000	30 000	15 000
1544104020	ZR5412	45 000	30 000	15 000
1544204021	ZR8412	45 000	30 000	15 000

**Making
Life
Easy**

Ø 90 mm



Photometric data
available at
www.emos.eu/LDT

EMOS spol. s r.o.
Lipnická 2844
750 02 Prerov
Czech Republic

e-mail: orders@emos.cz
phone: +420 581 261 207
fax: +420 581 261 112

www.emos.eu

Y10606

